



Università del Salento

DIPARTIMENTO DI SCIENZE E TECNOLOGIE BIOLOGICHE ED AMBIENTALI

Fundamental Ecology Ph.D. Thesis

Tesi di Dottorato di ricerca in Ecologia fondamentale
XXI ciclo

“MULTIPLE STRESSOR EFFECT ON THE RECOVERY
OF MARINE BENTHIC COMMUNITY”

TUTOR:
DR. SIMONETTA FRASCHETTI

COORDINATOR:
PROF. ALBERTO BASSET

DOTTORANDO:
DR. ELISABETTA VIERUCCI

Accademic year 2008-2009

Abstract

Human threats on the world ocean are multiple and escalating. These increasing pressures are causing long-standing regime shifts from high diversity ecosystems to low diversity, degraded ones, usually featured by reduced resilience. The understanding of the effects of multiple threats in affecting marine ecosystems, and the identification of the processes allowing for the recovery of biodiversity are a challenge to ecology. In some areas of the Mediterranean Sea, rocky assemblages can be reduced to complete barrens by the illegal date-mussel fishery. This low diversity state is maintained by sea urchin grazing. These substrates are paradigmatic examples of the degraded state of marine ecosystems after human impact. We explored, through a manipulative experiment, the interplay between nutrient supply and grazing pressure in the recovery trajectories of benthic assemblages impacted by the date mussel fishery. Our results show that grazing pressure significantly affects the resilience of disturbed assemblages, strongly decreasing the recovery rates of disturbed assemblages. When herbivores are removed, experimental nutrient enrichment enhances recolonization patterns, significantly increasing the number of macroalgal taxa, with about the 30% of recovery by macroalgal turf. The combined effect of herbivores in presence of enriched conditions decreased benthic diversity and cover. These findings suggest that 1- The presence of grazers imperils any potential of restoration of disturbed assemblages, 2- in enriched plots where grazers were also removed, recolonization by macroalgae can be observed in 12 months, 3- the two factors have an antagonistic effects. This experimental study is likely to provide useful indications for the management of disturbed assemblages to promote the recovery of assemblages under different trophic conditions.

Index

INTRODUCTION	1
1. HUMAN ACTIVITIES AND ENVIRONMENTAL IMPACTS: THE EFFECTS ON MARINE BIODIVERSITY	1
1.1. BIODIVERSITY AND ECOSYSTEM FUNCTIONING.....	9
2. REGIME SHIFT AND ECOSYSTEM RESILIENCE	11
3. MULTIPLE STRESSORS	18
3.1. DISTURBANCES AND STRESSORS	18
3.2. INTERACTION OF MULTIPLE STRESSORS: SYNERGISTIC EFFECTS.....	19
4. ANTHROPOGENIC PRESSURES IN THE MEDITERRANEAN SEA	25
4.1. GENERAL CONTEST	25
4.2. ROCKY HARD SUBSTRATE: THE DATE MUSSEL FISHERY	28
4.2.1. RECOVERY STRATEGIES.....	31
4.3. TOP-DOWN AND BOTTOM-UP CONTROL	33
4.4. INTERACTION BETWEEN GRAZING AND ENRICHMENT.....	35
AIM	39
MATERIALS AND METHODS	42
1. THE SITE	42
2. THE EXPERIMENT	43
2.1. PRELIMINARY SURVEY AND EXPERIMENTAL SETUP.....	43
2.2. BENTHIC PERCENT COVER ESTIMATION	45
2.3. NUTRIENT ENRICHMENT	46
2.4. STATISTICAL ANALYSES.....	50
RESULTS	52
1. PATTERN OF RECOLONIZATION	52
1.1. TROPHIC CONDITION.....	52
1.2. ASSEMBLAGE STRUCTURE.....	52
1.2.1. UNIVARIATE ANALYSES.....	53
1.2.2. MULTIVARIATE ANALYSES.....	55
DISCUSSIONS AND CONCLUSIONS	62
REFERENCES	69

Introduction

1. Human activities and environmental impacts: the effects on marine biodiversity

Humans depend on natural systems for a wide range of services essential for their well-being (Peterson and Lubchenco 1997; Holmulund and Hammer 1999). Anthropogenic disturbance of coastal ecosystems is a threat to the critical services they provide, valued globally at US \$12.6 trillion (Costanza et al. 1998). However, present-day societies tend to take many of these natural services for granted (Levin and Lubchenco 2008). It has been estimated that, throughout history, humans have severely modified or exploited to complete loss >70% of natural habitats in the habitable portion of the planet (Hannah et al. 1994), causing the extinction of 5–20% of the species in many groups of organisms. Current rates of extinction are estimated to be 100–1,000 times greater than pre-human rates (Pimm et al. 1995; Mumby et al. 2007) and we are still losing somewhere between 0.5% and 1.5% of wild nature each year (Balmford et al. 2003). In the marine environment, overexploitation, pollution, physical alteration of habitats and the human-mediate invasions of non-indigenous species have profoundly changed marine systems at a global scale (Pauly et al. 1998, 2002; Myers and Worm 2003; Millennium Ecosystem Assessment 2006; Worm et al. 2006) causing relevant changes and loss in biodiversity (Sala et al. 2000; Steneck and Carlton 2001; Worm et al. 2006; Airoldi and Beck 2007). Lotze et al. (2006) put in evidence that during the market–colonial development period, human impacts rapidly escalated, through a systematic resource depletion that continued in the two global market periods, 1900–1950 and 1950–2000 (Fig. 1.1). These general trends suggest that rapid degradation was driven by human history rather than natural change. Systems with the longest history of intense human impacts and highest total human population were among the most degraded, including the Adriatic, the Wadden, and the Baltic Sea. Species such as salmon and sturgeon were depleted first, because easily accessible. They were successively followed by large pelagics such as tuna and sharks, groundfish such as cod and halibut, and small pelagics such as herring and sardines. Oysters were among the first invertebrates suffering depletion because

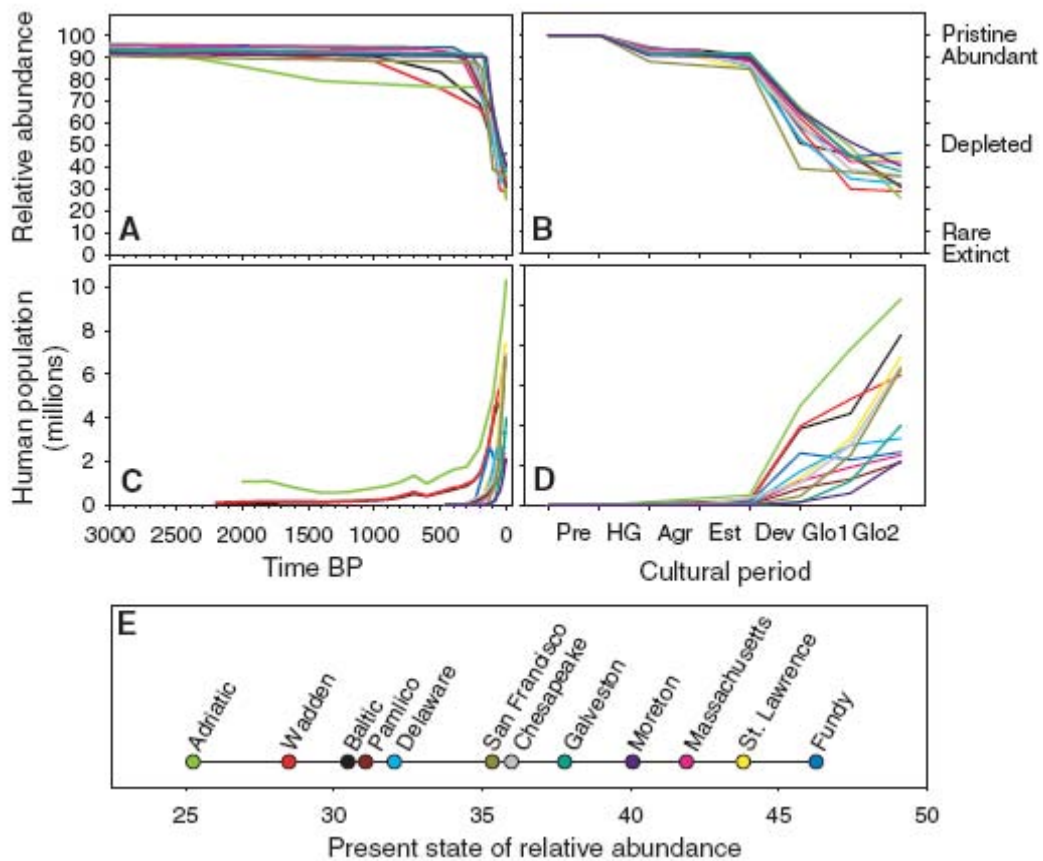


Fig.1.1: History and present state of 12 estuarine and coastal ecosystems in North America, Europe, and Australia. (A) Relative abundance of six taxonomic groups (as arithmetic means) over real time and (B) cultural periods (Pre, prehuman; HG, huntergatherer; Agr, agricultural; Est, market–colonial establishment; Dev, market–colonial development; Glo1, global market 1900–1950; and Glo2, global market 1950–2000). (C) Human population growth over real time and (D) cultural period (Baltic and Adriatic $\times 10^{-1}$; Fundy $\times 10$; Pamlico $\times 10^2$ to fit scale). (E) Present state of relative abundance. Color codes depict study systems as shown in (E) (From Lotze et al. 2006)

of high value, accessibility, and simple destructive exploitation methods. Because of their reef-forming and filtration capacity, depletion of oysters reduced the ecosystem’s ability to provide high water quality and complex habitats (Kirbi et al. 2004; Lotze et al. 2006; Beck et al. 2009). Other habitat-building filter-feeders including corals, sponges, and hydrozoans rapidly declined with expanding seafloor trawling. Mussels, crustaceans, and other mobile invertebrates have been harvested throughout history, but only recently became targets of a expanding “low–trophic level fisheries” (Pauly et al. 1998). Over time, 67% of wetlands, 65% of seagrasses, and 48% of other submerged aquatic vegetation were lost because of trawling, eutrophication and disease with a considerable losses of nursery habitats, nutrient and sediment sinks, and coastline protection (Airoldi and Beck 2007).

From 1990 to 1995 the number of people living within 100 km of the coast increased from roughly 2 billion to 2.2 billion (Burke et al. 2001). Future perspectives indicate that the population living on the coast will double in the next 30 years with an expected 75% of the world's population residing in coastal areas by 2025 (EEA 1999a). Coastal systems provide many important services to humans such as nutrient cycling, food production, provision of habitat/refugia, disturbance regulation, natural barriers to erosion, control of water quality, and nursery grounds. The global value of services from seagrasses, estuaries and coastal wetlands is estimated to be 10 times higher than that of any terrestrial ecosystems (Costanza et al. 1998). As human population has increased in coastal areas, habitat conversion represents a major source of pressure on coastal ecosystems through an increasing demand for coastal resources (Danielsen et al. 2005; Adger et al. 2005; Airoidi and Beck 2007).

Human activities vary in their intensity of impact on the ecological condition of communities and in their spatial distribution across the seascape (Halpern et al. 2007). Land-based activities affect the runoff of pollutants and nutrients into coastal waters (Syvitski et al. 2005; Vitousek et al. 1997) and remove, alter, or destroy natural habitat. Ocean-based activities extract resources, add pollution, and change species composition (Pauly et al. 2005). These changes represent a potential for disasters, as demonstrated in numerous evidences for fisheries collapses (Jackson et al. 2001; Lotze et al. 2006) and the recent impacts of the 2004 Asian tsunami and 2005 Hurricane Katrina that were exacerbated by historical losses of mangroves and wetlands (Adger et al. 2005; Stokstad 2005).

Fisheries exploitation can change natural marine ecosystems more rapidly and at a spatial scale larger than most human induced effects (Pauly et al. 1998; Gray et al. 2007; Hilborn 2009). Almost half of the world's fish stocks are fully exploited and another 22% overexploited fisheries often target apex predator for their high food and economic value (e.g., tunas, large groupers, billfishes) (Hilborn et al. 2007). Such predators have a disproportionately large impact on the rest of the ecosystem because of their role as predators. Examples of single top predators or keystone species are well known for many marine ecosystems (Paine et al. 1969; Simestad et al. 1978; Menge et al. 1994; Christianou and Ebenman 2005), but more recently the loss of entire trophic level and of their functional role has been recognized as crucial within the scientific community (Meyers and Worm 2003; Heithaus et al. 2008).

Widespread declines of large predators across the world's oceans are expected to strongly influence smaller-bodied mesoconsumers and the species that are eaten by mesoconsumers (resource species). For example, research surveys on the US eastern seaboard conducted from 1970 to 2005 indicate rapid declines in the abundance of 11 species of large sharks and concurrent increases for 12 of 14 small elasmobranch mesoconsumers (Myers 2007). These studies suggest that mesoconsumer communities can respond strongly to top predator declines, and that these effects play out over large spatial and temporal scales (Heithaus et al. 2008). Pauly et al. (1998) called "fishing down marine food webs" this progressive trophic depletion. In kelp forest the overexploitation of otters caused the enhancement of grazing by sea urchins on kelp allowing an abundant assemblage of macroalgae to develop (Estes and Palmisano 1974; Tegner and Dayton 2000; Steneck et al. 2004). Carpenter and Kitchell (1993) referred to these interactions as "trophic cascades". Interactions across food webs are known in many ecosystems, including several coastal benthic systems a few in the open sea from temperate to tropical shores (Botsford et al. 1997; Lindberg et al. 1998; Pace et al. 1999; Pinnegar et al. 2000; Guidetti et al. 2006; Mumby 2007).

One of the indirect effects of fishing activities is "by-catch". Trawling for shrimps, crabs and targeted demersal fishes produces a by-catch of non commercial species or juveniles of species with commercial or recreational value as forage fish for various piscivores, including fish, seabirds and marine mammals. Consequently, the fate of by-catch can have significant effects on other species. The subsequent impact is the reduced production and fisheries yield of those species that as adults are targets of fisheries. At the same time, those species with naturally low juvenile survivorship may show little demographic effects of imposing further mortality on the juveniles (Steneck and Carlton 2001).

Extensive areas of benthic habitat have been lost or their physical integrity compromised as a result of fishing (e.g. sabellid reefs in the Wadden Sea: Reise 1982; Riesen and Reise 1982; oyster bars in Chesapeake Bay: Rothschild et al. 1994; sponge communities in the Gulf of Maine: Auster et al. 1996). In many areas, the spatial extent and the severity of physical disturbance, the potentially slow recovery of impacted ecosystems, as well as the frequency of occurrence over time (heavily fished areas may be impacted many times in a year), directly attributable to fishing

far exceed the effects of other disturbance agents (e.g. waves, tidal currents, bioturbation processes, and anthropogenic processes such as dredging and extractive activities) (Turner et al. 1999; Thrush and Dayton 2002).

Humans enhance invasions. The increased invasion rate has affected terrestrial, aquatic and marine systems promoting the potential for a global homogenization of species diversity (McKinney and Lockwood, 1999). Biological invasions of non indigenous species are caused by both natural movements for range expansion and by human mediated transport. Vessels, aquaculture, bait and aquarium industries, commercial, government and private endeavours, scientists and canals. These mediated transport vectors are capable of moving supralittoral, littoral, or subtidal infauna or epibenthic species and planktonic, suspendend, or drifting species. The alien species may have the potential to act negatively on populations of resident species through competitive interactions, predators and biotic disturbance (Steneck and Carlton 2001; Occhipinti-Ambrogi and Savini 2003). Endemic species unable to sustain the system alteration will meet extinction, while alien species (called the 'winners') survive and rapidly colonize the disturbed system (McKinney 1999) altering patterns of distribution of assemblages at a variety of scales. Range expansions of invasive species may be affected by many factors including disturbance regimes within the invaded habitat and although a variety of classic studies have established the importance of natural disturbance and its effect on space allocation and recruitment in marine benthic communities (Dayton 1971; Connell and Keough 1985; Sousa 2001; Altman and Withlatch 2007) and theory predicts that increased disturbance should lead to increased invader success, results from empirical studies do not always support this theory (Hobbs 1989; Stachowicz et al. 1999; Seabloom et al. 2003; Gilbert and Lechowicz, 2005; Klein et al. 2005; Gross et al. 2005; Altman and Withlatch 2007).

In marine systems in general, and particularly in coastal systems, eutrophication, hypoxia and contamination by chemicals have caused significant deterioration of the ecosystems in the most industrialized regions of the planet (Smith 2003; Islam et al. 2004) and in developing countries (Miller 2000; Wu 2002). The input of large quantities of nutrients in coastal waters originates from human activities like agriculture, and discharge of urban waste water and sewage (Otway et al. 1996,

Smith et al. 1999; Kaiser and Enserink 2000; Nixon 2003; Donner et al. 2004). Other contaminants are placed in the waters directly through industrial discharges and other human activities (e.g., fertilization, pest control, harbours, shipping, antifouling products, spills of petroleum, mining, radioactive contamination, effluent high temperature) (Clark et al. 1997). Organic enrichment on coastal biota can alter the structure of populations causing the loss of biodiversity and local extinction when hypoxia or critical level of eutrophication occur (Gray 1992; Saiz-Salinas 1997; Roberts et al. 1998; Terlizzi et al. 2002). Many contaminants can alter the physiology of organisms causing teratogenic and mutagenic events (Terlizzi et al. 2001), sometimes with serious effects on their behaviour (Hardege 1999; Robinson et al. 2003). Finally, the accumulation of these substances in organisms often leads to the phenomena of biological magnification, with the spread and concentration of contaminants along the trophic web (Figueira and Cunha 1998; Giesy and Kannan 2001; Ciesielski et al. 2004) with serious consequences for ecosystems health (Jenssen et al. 2003). Excessive nutrient enrichment has been historically a problem in European waters (Islam and Tanaka 2004). Hoffman (2005) reports that archaeological signs of eutrophication from dense, mainly urban populations were detected on the Bodensee shore at Konstanz (Germany) in late-mediaeval times, and that in 1415 a royal ordinance tried to mitigate the low water quality of the Seine below Paris. Nutrient loads started to rise probably around 1700–1800, increased significantly in the early 1900s and steeply accelerated after the 1950s (Lotze et al. 2006). It is estimated that in the Baltic and North Sea regions nitrogen (N) and phosphorus (P) loads from land and atmosphere have increased about 2–4 and 4–8 times, respectively, since the 1940s (Nehring 1992; EEA 2001; Karlson et al. 2002). The historical development in nutrient loads to the Mediterranean and Black Seas is unknown, but is probably of the same magnitude (UNEP/FAO/WHO 1996, EEA 1999b). For example, in the north Adriatic Sea nutrient load has been increasing since at least 1900 and it markedly intensified after 1930 (Barmawidjaja et al. 1995; Sangiorgi and Donders 2004), with a doubling of nutrient loads in the Po river between 1968 and 1980 (Marchetti et al. 1989). In the Black Sea, concentrations of nitrate have increased 5 times and phosphate 20 times from the 1960s to 1980s (Gomoiu 1992). The increased eutrophication has led, as a secondary effect, to increased oxygen consumption on the sea bed and expansion of areas with hypoxia and anoxia (Diaz 2001; Karlson et al. 2002). In the Black Sea up to 90% of the

waters are anoxic. The Kattegat has been affected by seasonal hypoxia since the beginning of the 1980s, which has followed a more than 3-fold increase in N input in the 1960s and 1970s (Rosenberg et al. 1990). Similarly, in the north Adriatic Sea the first signs of hypoxia started around 1960 and developed into severe anoxic events over the past 20 yr (Barmawidjaja et al. 1995; Diaz 2001). Since the middle of the 1980s the phosphorus load has generally levelled off or declined locally. In some areas such as the North Sea there have been declines in P up to 50% due to improved sewage treatment, reduced industrial discharges and a change to phosphorus-free detergents (Frid et al. 2003). However, does not seem to be discernible European-scale reduction of nitrogen inputs yet, marine eutrophication or extent of anoxic areas (Karlson et al. 2002). Another source of enrichment is surely represented by mariculture industry, in particular the offshore one. The waste produced by this industry has a strong impact on the ecology of the sea bottom (Pusceddu et al. 2007) and the rapidity of the expansion of aquaculture has increased the risk for degradation of sensitive marine habitats such as rocky reefs, macroalgal beds, seagrass meadows and rhodolith communities (Holmer et al. 2003; Cancemi et al. 2003; Wilson et al. 2004). Furthermore many environmental requirements for coastal fish farming (e.g. good water quality and adequate water renewal) are, unfortunately, almost the same sea-grasses meadows and this is causing in the Mediterranean sea the decreasing in density and extension of *Posidonia oceanica* (Holmer et al. 2008).

Today one of the most dramatic consequences of human pressure on natural systems is the loss and fragmentation of habitats (FAO 2003; Gill 2005; Airoidi and Beck 2007; Murdoch et al. 2007), with serious implication on biodiversity and ecosystems functioning. Habitat loss occurs when natural habitats such as salt marshes are filled with sediments and blocked from the sea to form agricultural fields (Airoidi and Beck 2007). In some cases, a conversion of habitat is likely to occur: from complex natural habitats to less-complex habitats (e.g., oyster reefs are dredged and mudflats are left). This less-complex habitat may still have some natural value, but usually with lower diversity and productivity (Heck and Crowder 1991; Beck et al. 2001). Habitats are rarely converted from less-complex to more complex ones. When a degradation is ongoing, it represent a change in conditions and not a change in distributions with serious ecosystem implications likely to led to a loss of whole natural habitats (Airoid and Beck 2007). It happens, for example, with the invasion

of non-native algae into seagrass meadows or ditching in marshes. This degradation results in much less efficient transfer of nutrients and species at this critical terrestrial/marine interface (Minello et al. 1994). Habitat fragmentation falls between loss and degradation. Fragmentation occurs when previously continuous habitats become patchier (e.g., loss of patches of seagrass within a larger bed).

Recent reviews have examined the extent of habitat loss and fragmentation in tropical environments across large regions for coral reefs (Sebens 1994; Spalding et al. 2001; Pandolfi et al. 2003; Wilkinson 2004) and mangroves (Burke et al. 2001; Valiela et al. 2001; Alongi 2002; Wilkie and Fortuna 2003). These studies have largely contribute to the advancement of our understanding of the status and trends of tropical marine ecosystems at regional scale, providing an important support for conservation and management of tropical systems.

In temperate systems, in particular in Europe, many European coastal habitats have been lost or severely degraded, and it is estimated that only a small percentage of the European coastline (<15%) is in 'good' condition (EEA 1999a; Airolidi and Beck 2007). Several reviews on the status of key temperate habitats (Kennish 2002; Steneck et al. 2002; Thompson et al. 2002; Lotze et al. 2006) and some recent exemplary efforts to pull together global distribution data on seagrasses have been published (Short and Wyllie-Echeverria 1996; Duarte 2002; Short et al. 2007). Nonetheless, huge gaps still remain in our knowledge on habitat loss in temperate coasts and estuaries, where some of the most productive, diverse ecosystems coexist with the most degraded ecosystems on Earth (Suchanek 1994; Edgar et al. 2000; Fraschetti et al. 2008).

In the Wadden Sea region, about 15,000 km of wetland, lagoons, coastal lakes and tidal flats have been embanked, drained and converted into arable land and pasture over the centuries (Wolff 1997). In the United Kingdom land reclamation has affected at least 85% of the estuaries since Roman times, with losses of intertidal areas ranging between 25 and up to >80% (Davidson et al. 1991); such widespread claim of estuarine land is continuing at rates of 0.2–0.7% yr⁻¹ and affects also estuaries of recognised international wildlife importance included in the Ramsar/Special Protection Area (SPA) network. Data from the CORINE project indicate that 22,000 km² of the coastal zone in Europe are covered in concrete or asphalt (EEA 2005), and that artificial surfaces increased by almost 1900 km² between 1990 and 2000 alone (EEA 2006a). About two thirds of euro-Mediterranean

coastline is urbanised, with this fraction exceeding 75% in the regions with the most developed industries (UNEP/MAP/PAP 2001). More than 50% of the Mediterranean coasts are dominated by concrete with >1500 km of artificial coasts, of which about 1250 km are developed for harbours and ports (EEA 1999c). Growth of cities (particularly tourist developments) and development of industry in some regions have taken up to 90% of the coastline (Cencini 1998). In Italy, a survey carried out by World Wildlife Fund (WWF) showed that, in 1996, 42.6% of the entire Italian coast was subjected to intensive human occupation (areas completely occupied by built-up centres and infrastructures), 13% had extensive occupation (free zones occupied only by extensive building and infrastructures) and only 29% was free from buildings and infrastructures (EEA 1999c). Coastal zone urbanisation will further increase in the near future, with projected increases of 10–20% for most Mediterranean countries (EEA 2006a). Severe decreases of water quality have generally followed population growth with organic pollution as a major driving factor (Jansson and Dahlberg 1999; Diaz 2001; van Beusekom 2005).

1.1. Biodiversity and ecosystem functioning

Diversity at all organizational levels, ranging from genetic diversity within populations to the diversity of ecosystems, contributes to global biodiversity. Species diversity has functional consequences because the number and the identity of the different species influence ecosystem processes (Chapin et al. 2000). Species mediate energy and material fluxes directly in some cases altering abiotic conditions, or limiting resources. Components of species diversity are the species richness (number of species present), the evenness (their relative abundances), the species identity, the interactions among species (non-additive effects), and the temporal and spatial variation in these properties. Species diversity affects both the functioning of an ecosystem and its resilience and resistance to environmental changes. Specific ecosystems like estuaries (Lotze et al. 2006), coral reefs (Pandolfi et al. 2003), and coastal (Jackson et al. 2001) and oceanic fish communities (Worm et al. 2005) are rapidly losing single populations, a number of species, or entire functional groups. Although it is clear that key species provide critical services to society, the role of biodiversity per se remains untested at the ecosystem level and in respect to functioning and services. In the last decade, this important relationship has emerged

as a central issue in ecological and environmental science. In this respect, understanding the connection between taxonomic and functional diversity has important implications for predicting consequences of disturbances and management strategies on the functioning of marine ecosystems.

Ecosystem functioning is a general concept referring to the overall performance of ecosystems (Jax 2005). It includes, individually or in combination, ecosystem processes (such as biogeochemical cycles), properties (e.g. pools of organic matter), goods (e.g. food and medicines) and services (e.g. regulating climate or cleansing air and water) as well as the temporal resistance or resilience of these factors over time or in response to disturbance (Bengtsson 1998; Biles et al. 2002; Diaz and Cabido 2001; Giller et al. 2004; Naeem et al. 2004; Jax 2005; Hooper et al. 2005; Duffy and Stachowicz 2006).

Worm et al. (2006) analyze the effects of changes in marine biodiversity on primary ecosystem services through a meta-analysis across multiple spatial and temporal scales, combining available data from sources ranging from small scale experiments to global fisheries. They conclude that biodiversity loss increases an ecosystem's susceptibility to unexpected change and is closely associated with regional loss of ecosystem services (Loreau et al. 2001; Worm et al. 2006): systems with higher regional species richness appeared more stable, showing lower rates of collapse and extinction of commercially important fish and invertebrate taxa over time.

It has been often supported the idea that biodiversity provides an "insurance" against environmental variability (Loreu et al. 2001; Hughes et al. 2005), because different species respond differently to these fluctuations, leading to more predictable aggregate community or ecosystem properties. In this hypothesis, species that are functionally redundant for an ecosystem process at a given time are no longer redundant through time (stability-versus complexity debate). The value of taxonomic and functional diversity for ecosystem services and community stability is postulated theoretically and frequently found experimentally (Loreau et al. 2001; Giller et al. 2004; Balvanera et al. 2006) sometimes with the formulation of models about the heterogeneous distribution of diversity at different scales in space and in time (Connell 1978; Huston 1994; Hubbell 2001). It has been found that species diversity and/or genetic diversity enhance the ability of natural systems to withstand recurrent perturbations often modifying its composition in such changing environment. Levin e Lubchenco (2008) remind in their work the "adaptation" concept in the evolutionary

theory of Fisher. Without variance, there can be no adaptation; and without this adaptive capacity, populations are at risk. At higher levels of organization, without variation, there can be no adaptive response. Some examples include the coral reefs assemblages in Jamaica (Jackson 1994; Jackson et al. 2001) and the rocky shores community in Panama (Menge et al. 1986): removal of single species or single functional groups (such as herbivorous fishes) had little observable impact, because other species or functional groups (for example, other herbivores such as crabs, limpets, chitons, or urchins) could compensate for the function formerly performed by the removed species or group. Only when all groups were removed in either system (herbivores, historically, in the case of Jamaica; all consumers, experimentally, in the case of Panama) a catastrophic change did occur.

2. Regime shift and ecosystem resilience

The accelerating rate of biological impoverishment may render ecosystems incapable of compensating for the loss of biodiversity, thereby reducing their resilience to environmental change (Vinebrooke et al. 2004). Emerging theories and new multi-disciplinary approaches aim to enhance the importance of assessing and managing resilience. Many authors considered the *resilience* the extent to which ecosystems can absorb recurrent natural and human perturbations and continue to regenerate without slowly degrading or unexpectedly flipping into alternate states (Folke et al. 2004; Nystrom et al. 2000; Gunderson and Pritchard 2002). In many locations, anthropogenic stresses and climatic changes have caused dramatic shifts in species composition, known as “phase” or “regime shifts”, which are often long lasting and difficult to reverse (Scheffer and Carpenter 2003; Folke et al. 2004; Hughes et al. 2005) (Fig 2.1).

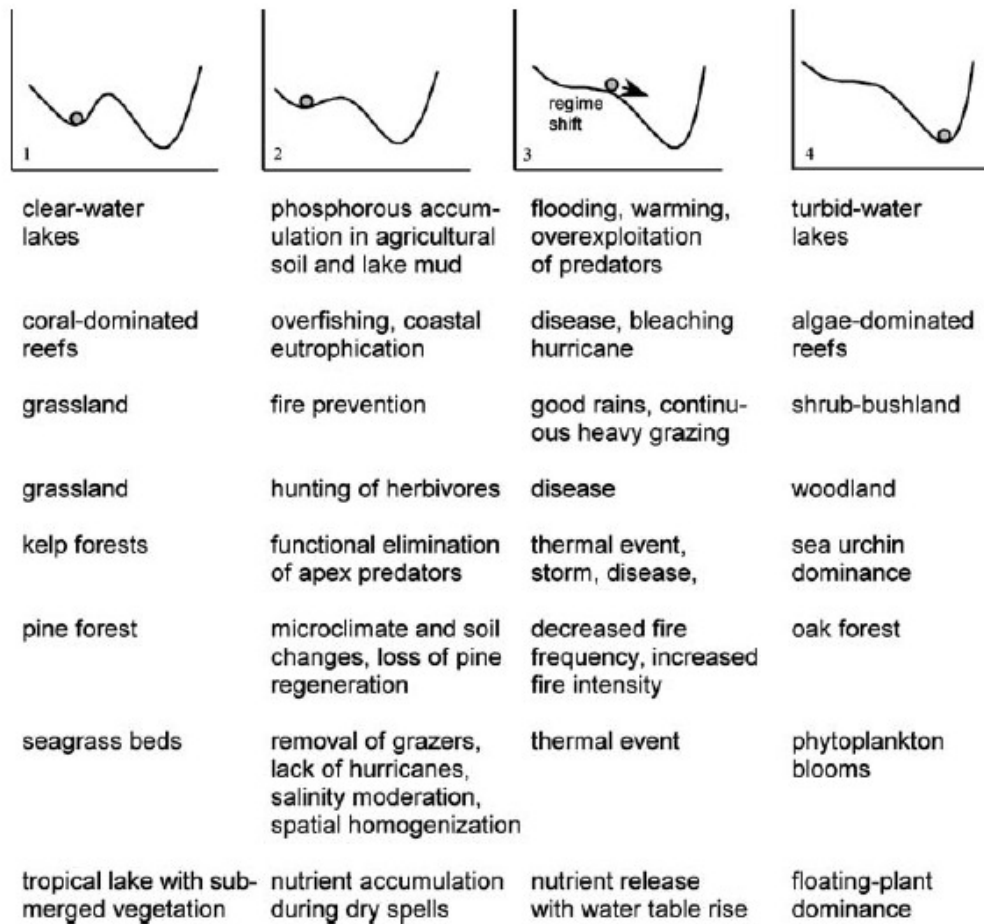


Fig. 2.1: Alternate states in different ecosystems (1, 4) and causes (2) and triggers (3) behind loss of resilience and regime shifts (from Folke et al. 2004)

The term “regime shift” was first used to describe the concurrent alternations between sardines and anchovies in different areas of the world (Lluch-Belda et al. 1989). Following the signature 1976–1977 regime shift in the North Pacific (Hare and Mantua 2000), the term has been used commonly to describe abrupt changes in time in the abundance of a particular component (often a commercially important fish species) of an ecosystem. Notwithstanding the recent interest in regime shifts, such abrupt changes have been noted previously in terrestrial, lake, and marine ecosystems. For example, outbreaks of spruce budworm have occurred in eastern Canada with periods of 30–60 years. The Russell cycle involved abrupt changes at several trophic levels that coincided with lower phosphate levels in the English Channel (Collie et al. 2004). In coastal seas, the collapse of pelagic fisheries and nutrient additions has contributed to unprecedented plankton blooms (MacKenzie et al. 2001; Mills 2001) through a trophic cascade that further reduces the resilience of many marine community. In the North Atlantic, the collapse of ground fish stocks

has led to a precarious economic reliance on lobsters and other crustaceans that have been released from their major predators (Steneck et al. 2004). Some common examples are shifts on coral reefs and in kelp forests (Aronson et al. 2000; Bellwood et al. 2004; Steneck et al. 2004) associated with declines in canopy forming species, and the collapse of many coastal and oceanic fisheries (Meyer and Worm 2003; Pauly et al. 2002). Overfishing and climate change have reduced the average life span of many marine species, producing unstable systems that are more responsive to pulses of recruitment and short-term environmental fluctuations, and less capable of supporting sustained exploitation (Meyer and Worm 2003; Russ and Alcala 2003; Hughes et al. 2005). For example, removal of herbivorous parrotfish and surgeonfish can promote blooms of macroalgae that replace corals. On some reefs, reduced levels of predation and competition from fishes have triggered unsustainably high populations of grazing sea urchins. This phase shift is unstable because of emergent diseases that cause mass mortalities of sea urchins (Harvell et al. 2004), and because bio-erosion of the substrate by sea urchin feeding can exceed the accretion rate of the reef (Eakin, 1956). In kelp forests worldwide, depletion of fish and lobster stocks has also led to increased abundance of sea urchins, promoting phase shifts to overgrazed urchin barrens (Steneck et al. 2002; Johnson et al. 2004; Lafferty et al. 2004). A disease outbreak in lobsters, similar to die-offs of tropical and temperate sea urchins (Harvell et al. 2004; Lafferty 2004) would have devastating social and economic impacts on coastal communities. In all these examples, the erosion of resilience, associated with the simplification of food chains, is driven by “market demands” (Thrush et al. 2009). Several studies have illustrated that ecological systems and the services that they generate can be transformed by human action into less productive or otherwise less desired states. Regime shifts imply shifts in ecosystem services consequent impacts on human societies. Connel et al. (2004) consider the regime shifts to be low-frequency, high-amplitude changes in oceanic conditions that may propagate through several trophic levels and be especially pronounced in biological variables. It is often assumed that the rapid temporal changes in the abundances of pelagic fish species imply a correlated change in the interaction of ecosystem constituents or in the ecosystem structure, statistical analyses of time series data alone do not identify such changes. Thus, a regime shift is rightly assessed in marine ecosystems, when persistent shifts in population abundance occur simultaneously with autocorrelated changes in the forcing variables (e.g., ocean climate).

Discontinuous regime shifts involve an unexpected response between alternative stable states. The discontinuity occurs when the forcing variable exceeds a threshold value and the response variable passes through the unstable equilibrium to the lower stable equilibrium (see description in Collie et al. 2004).

The idea that ecological systems may have multiple stable states can be traced back to Lewontin (1969). May (1977) provided a survey of several systems that display thresholds and multiple stable states, including a grazing system, a harvesting system, insect pests, and a host–parasitoid system. The notion of a discontinuous regime shift derives from the catastrophe theory, which is a topological approach for analyzing dynamic systems (Jones and Walters 1976). Although the dynamics of marine fish populations were first described under constant environmental conditions in the middle of the 20th century the development of the fishing theory followed a similar path incorporating in different fishery model ocean variability (Beverton and Holt 1993). In marine systems, the external forcing is ocean variability and the internal structure corresponds to trophic interactions. In this generic example, the rapidly changing (response) variable smoothly tracks the gradual changes in ocean conditions. Alteration of the internal structure (e.g., reduction in the carrying capacity or increased predator efficiency) moves the systems across the cusp to the folded area with multiple equilibria. At a certain level of the external forcing, the response variable “flips” to the other equilibrium. When the external forcing reverses, the response variable will flip back to the original equilibrium, but at a different level. Human activities can move the system along both of the horizontal axes (Collie et al. 2004).

Currently, the health of an ecosystem is typically measured by monitoring abundances of a few conspicuous species. The weakness of this approach is that the mechanisms driving temporal or spatial variation in abundance are often poorly known, and the consequences of changes in these few species to the ecosystem as a whole are rarely considered. Developing new metrics that are process oriented and that account for ecosystem dynamics is an urgent priority for improved stewardship of marine resilience (Bellwood et al. 2004). An emerging approach highlights the importance of key processes undertaken by crucial functional groups (i.e. collections of species that perform a similar function, irrespective of their taxonomic affinities) (Steneck 2001). This perspective shifts the focus from conservation of targeted (often, commercially important) species to active management of functional groups

that support essential processes and sustain ecosystem services, such as fisheries. An important issue is whether high species richness confers greater resilience to marine ecosystems, as suggested by some small-scale experimental studies of biodiversity and ecosystem function (Loreau et al. 2001). Certainly, depauperate marine assemblages are often functionally compromised, and richer biotas are more likely to have greater levels of functional redundancy (Bellwood et al. 2004; Steneck et al. 2004). However, if all species within a functional group respond similarly to pressures such as overfishing or pollution, then higher biodiversity will not afford additional protection (Elmqvist et al. 2003; Hughes et al. 2005). For example, the low diversity coral reefs of the Caribbean undoubtedly have lower functional redundancy than do most reefs in the Indo-Pacific; nevertheless, coral reefs worldwide are threatened by severe overfishing and climate change (Wilkinson 2004).

The capacity of ecosystems to regenerate further sources of disturbance depends on sources of resilience that operate at multiple scales. The successional processes that follow the disturbance events are the product of interactions within the disturbed area and the supply of recruits (Rhoads et al. 1977; Pearson and Rosenberg 1978; Rosenberg 2001; Thrush and Whitlatch 2001; Costanza et al. 2001; Berkes et al. 2003). Traditionally local populations are considered by ecologists open and the production and supply of larvae, although often highly variable, is effectively inexhaustible. However, larval dispersal is surprisingly limited for many coastal species (Strathman et al. 2002) and, consequently, the local loss of reproductive adults due to human pressure can split stock–recruitment relationships (Hughes et al. 2000). When particular pressures cause in time fragmentation of habitat, self-seeding populations on remote islands or reefs are particularly vulnerable (Ayre and Hughes 2004), conversely, species with long-distance dispersal seem to be more resistant, leading to a filtering effect that selectively impacts on species with limited dispersal abilities. Even where local populations are highly interconnected by multiple sources of larvae, if too many patches of habitat degrade, the remaining healthy ones can catastrophically collapse, once a critical threshold is passed (Klausmeier 2001).

Most studies proposing indicators of regime shifts emphasizing the need for knowledge of ecological mechanisms and feedbacks (Carpenter and Brock 2006). Thus, regime shifts have been identified as a result of changes in productivity (Ware

and Thomson 2005), shifts in the timing of events leading to decoupling of processes (Edwards and Richardson 2004), changes in recruitment and juvenile mortality (Casini et al. 2009) as well as prior shifts in key environmental factors (Weijerman et al. 2005). Thrush et al. (2009) sustain that the knowledge of some important ecological mechanisms that cause these patterns is often lacking, thus assessing risk of a regime shift will depend on the relative importance of the variables for which data are available. Folke and other authors (2004) put in evidence through their dissertation about the role of human action on natural systems resilience, that ecosystem management of resilience and regime shifts needs to address the attributes reported by Walker et al. (2004) and other authors (Plummer and Armitage 2006; Levin and Lubchenco, 2008;): *Latitude* as the maximum amount the system can be changed before losing its ability to reorganize within the same state; *Resistance*, is the ease or difficulty of changing the system; 3. *Precariousness* that is how close the current trajectory of the system is to a threshold that, if breached, makes reorganization difficult or impossible. 4. *Cross-scale relations* is how the above three attributes are influenced by the states and dynamics over, below and across the scale of interest (Scheffer et al. 2001; Scheffer and Carpenter 2003; Folke et al. 2004; Nystrom et al. 2000; Hughes et al. 2003; Berkes et al. 2003; Nystrom and Folke 2001; Elmqvist et al. 2003; Walker et al. 2004; Kinzig et al. 2006) .

Resilience of degraded communities often makes it difficult for the system to return to its previous, non-degraded state limiting the potential for restoration (Scheffer et al. 2001). Schroder et al. (2005) proposed four tests for hysteresis: discontinuity in the response to an environmental driver; lack of recovery potential after a perturbation; divergence due to different initial conditions; and random divergence. They analysed 35 experimental studies using the minimum turnover of individuals in terms of lifespan to assess the stability of different states and found that although there was evidence of hysteresis effects in some systems, there was a range of potential system dynamics that resulted in context-dependent results.

Intertidal rocky-shore experiments, for instance, provide many examples of successional processes ranging from inhibition to facilitation involving limpets, turf algae, barnacles and mussels, with many nuances influenced by environmental variables such as relative desiccation, shade, and sediment trapping. Dominant species are not necessarily resistant to stress, particularly stressors outside their evolutionary history. For example, an investigation of engineering resilience in

fucoid-dominated rocky-shore communities highlighted that while the key structurally dominant species increased diversity, the high diversity treatments responded poorly to heat stress (Allison 2004). These effects highlight the importance of individual species in driving ecosystem responses and the fact that it is easier to detect diversity shifts in more diverse assemblages as they have more species to lose. Other experiments on the removal of dominant fucoids have failed to identify functional replacement, indicating little buffering should these species be lost or severely reduced in abundance (Schiel 2006). In soft-sediment habitats, major shifts in ecosystem performance are often associated with changes in species that influence sediment stability or nutrient processing (Lohrer et al. 2004; Norkko et al. 2006; van Nes et al. 2007). A lot of examples can be used to illustrate how species with an important ecological role in influencing habitat, recovery rates or energy transfer can affect resilience (Ludwig et al. 1997). Once the relationships between specific key species and ecosystem functions are defined, experiments on the response of the key species to stressors should provide meaningful insight into the risk of a regime shift, even though, variations in the sensitivity of a species to a stressor across landscapes must be taken into account (Thrush et al. 2008). Historical reconstructions have highlighted that the loss of suspension-feeding bivalves from coastal systems have profoundly influenced trophic relationships and ecosystem function (Nichols et al. 1986; Lotze et al. 2006; Airoidi et al. 2008). At the same time, most studies on regime-shifts focus on the loss of species and ecosystem services, demonstrate that shifts can also increase ecological values. In the North Sea, hydrodynamic changes caused by coastal engineering activity slightly increased the salinity of a Danish fjord, enabling colonization by suspension-feeding bivalves with associated changes in trophic relations and water clarity. More generally, however, eutrophication-induced hypoxia and anoxia reduce the role of deep-burrowing, and bioturbating taxa that are functionally important in organic matter recycling. Conley et al. (2007) have argued that loss of benthic fauna and altered energy pathways are the reasons why major reductions of nutrients to coastal waters have not resulted in improvements in eutrophication status.

3. Multiple stressors

3.1. Disturbances and stressors

Many authors refers to pollutants, eutrophication, alteration of habitat and hydrological regimes as “multiple stressors” that can impact resources through single, cumulative or synergistic processes, lowering the overall system stability (Folt et al. 1999; Sala et al. 2000; Vinebrooke et al. 2004; Steffen et al. 2004; Dolbeth et al. 2007; Cardoso et al. 2008; Crain et al. 2008). Grime (1977) identifies the stress with the reduction of organism’s potential for growth whereas a disturbance with the removal of biomass. From a population dynamics perspective, the removal of even a single individual constitutes a disturbance, although small and probably inconsequential to overall dynamics. Thus, a disturbance often refers to an external agent or force that causes damage or mortality. Sousa (2001) defines a disturbance the damage or mortality itself that is the effect of some external agent or force. Biological disturbance includes partial or complete consumption of prey by predators or grazer, the deaths of parasitized hosts, harmful alteration of the environment caused by activities of animals (e.g. bio-turbation) or movements of plants and the displacement of mobile, space-holding prey due to behavioral escape from predators. Dayton (1975) described this case in tide pools on the outer coast of Washington State: large numbers of sea urchins stampeded away from a sea star predator, thereby creating open, ungrazed space for algal colonization within tide pools. Biological disturbance also includes inadvertent mortality, damage, or displacement suffered by non-prey species as an indirect result of foraging or other behaviors of consumers.

How much damage or mortality must these agents cause, before we consider it a disturbance? From a population-community point of view, an event that doesn’t alter population size or community structure, even though causing physiological or mechanical stress to individuals, would not constitute a disturbance. Only when the organism’s tolerance is exceeded, resulting in its death or a sufficient loss of biomass that the recruitment or survival of other individuals is affected, has a disturbance occurred. Selye (1956) defined stress as "the state manifested by the specific syndrome which consists of all the non-specifically induced changes within a biologic system." Stress could be considered, generally, a perturbation (stressor)

applied to a system which is foreign to that system or which is natural to that system but applied at an excessive level (e.g., nitrogen, phosphorus, or water): an abiotic or biotic (e.g. introduction of an alien species) variable that exceeds its range of normal variation, and adversely affects individual physiology or population performance in a statistically significant way (Barret et al. 1976; Auerback 1981; Vinebroke et al. 2004).

Stressors are expected to exert complex interactive effects given the stress-induced tolerances (Blanck 2002), differences in environmental sensitivity among trophic levels (Vinebrooke et al. 2003; Petchey et al. 2004; Raffaelli 2004). Unfortunately, interactions among multiple stressors cannot be easily modelled because they generate net impacts that either exceed (i.e. synergism) or fall below (i.e. antagonism) their expected additive effects (Folt et al. 1999).

Our understanding of the ecological effects of global change remains limited by lack of both and empirical evidence from only a few multi-factorial studies of aquatic (Doyle et al. 2005; Persaud and Williamson 2005; Przeslawski et al. 2005) and terrestrial (Zavaleta et al. 2003; Hanson et al. 2005; Henry et al. 2005) ecosystems (Christensen 2008). Yet, natural systems are almost always simultaneously subjected to multiple human-derived stressors (Breitburg et al. 1998; Venter et al. 2006; Halpern et al. 2007, 2008).

3.2. Interaction of multiple stressors: synergistic effects

The need to better understand the interactive and cumulative effects of multiple stressors was highlighted a decade ago (Breitburg et al. 1998) and is still cited as one of the most pressing questions in ecology and conservation (e.g. Sala et al. 2000; Zeidberg and Robison 2007). In both theoretical and applied research, the effect of multiple stressors is often assumed to be the additive accumulation of impacts associated with single stressors (Bryant et al. 1998; Sanderson et al. 2002; Halpern et al. 2007a 2008b; Ban and Alder 2008). Changes in coastal water quality and living resources are the result of multiple stressors (Breitburg et al. 1999), so a broader view of coastal eutrophication will consider how anthropogenic nutrient enrichment interacts with other stressors such as translocation of species, habitat loss, overfishing, inputs of toxic contaminants, manipulation of freshwater flows, aquaculture, and climate change (Cloern et al. 2001). Numerous empirical and

correlational studies have documented that multiple stressors can exacerbate negative impacts to systems when acting in concert, such as when increased UV radiation greatly increases the negative effects of a toxin (Pelletier et al. 2006), raising concern that synergisms may be common in nature. In contrast, other studies show that the effect of multiple stressors in concert can be based on their individual effects, potentially even mitigating stressor impacts, such as when nutrient enrichment compensate the negative effect of a second stressor, such as toxins or UV (Breitburg et al. 1998; Wulff et al. 2000). Folt et al. (1999) summarized three broad categories of interaction types describing the outcome of multiple stressors, with components that vary depending on the direction of each single stressor effects. When a stressor A interact with a second stressor B, and each stressor has a negative effect if applied individually, e.g. stressor A reduces the response by “a” and stressor B by “b”, then the cumulative effect under A + B conditions is a reduction of the response from control levels that is additive ($=a + b$), antagonistic ($< a + b$) or synergistic ($> a + b$) (Fig 3.2.1).

Two variations of this interaction model are described through the multiplicative model, when cumulative effects are the product of individual stress effects, and the comparative model, when a single dominant stressor drives the cumulative outcome. Stressors themselves can interact, so impacts can change with additional stressors. For instance, chemical properties of a toxin shift at different temperatures, or species-response to invasion varies under different nutrient regimes (is context dependent) (Crain et al. 2008).

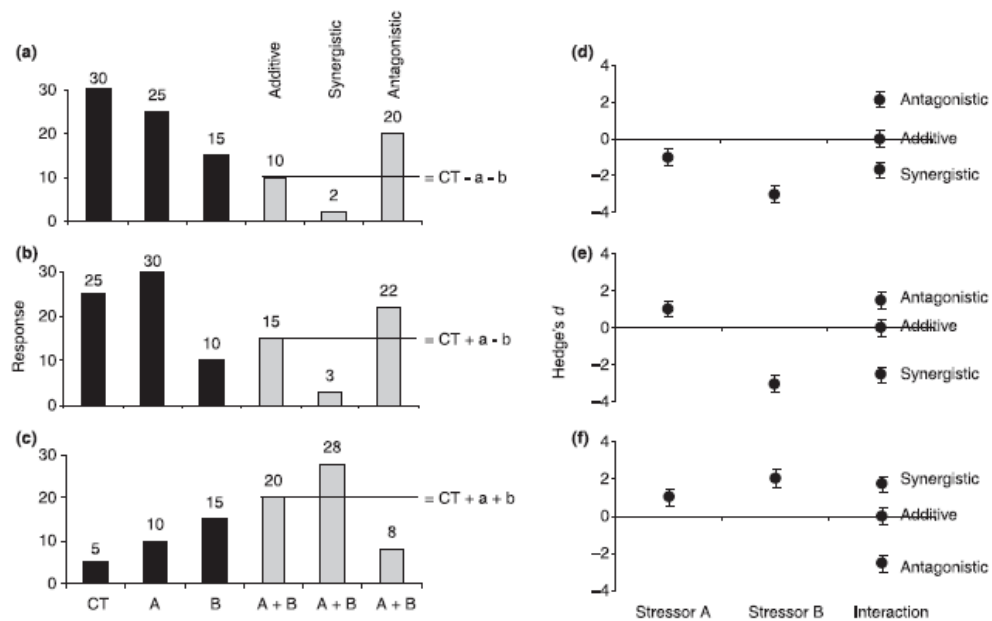


Fig. 3.2.1: Conceptual framework to interpret interactions from population or community response data presented in factorial studies (a–c) and corresponding individual and interactive effect sizes measured with Hedge's d (d–f) before combining across studies using metaanalysis. Treatments in factorial studies include control (CT), with stressor A (A), with stressor B (B), and with both stressors (A + B). Interaction types (additive, synergistic and antagonistic) vary depending on A + B response and are illustrated here for stressors that have double negative (a and d), opposing (b and e), and double positive (c and f) main effects on the response variable of interest (from Crain et al. 2008).

Furthermore, species may respond similarly or differently to sets of stressors due to evolutionarily or ecologically derived tolerances (Vinebrooke et al. 2004) and, community response to stressors can differ due to changing interactions between component species under different stressor scenarios, for instance when species switch from competitive to facilitative interactions under different salinity regimes (Crain 2008). Predicting community or ecosystem response to multiple stressors is additionally complicated by interaction among the component species and factors like species diversity (redundancy and resilience), openness of a system that can influence dynamics of disturbance recovery, and environmental stochasticity (Breitburg et al. 1998). Stressor occurrence often shows particular temporal patterns, with significant differences in frequency and intensity of the stressor, and which response variable is measured (e.g. Relyea and Hoverman 2006) influence the estimates of cumulative stressor effects.

Crain et al. (2008) conducted a meta-analysis, synthesizing findings from studies on multiple stressors with the aim of define general patterns in cumulative stressor effects. They considered the average interaction strength across studies, how does it

vary by key ecological and methodological variables, if the frequency of interaction types shift due to context dependency, which pairs of stressors have been evaluated empirically and, in contrast, where do key research gaps exist for multiple stressors. Some researchers try to assess cumulative effects of a combination of direct and indirect impacts like algal response to nutrients and fishing, via trophic cascades. In many cases it is difficult to find the correct theoretical and experimental approach to handle this issue, first because there is a need to first understand interactions among direct effects before addressing indirect effects, and second, because the individual impact (positive or negative) of indirect interactions will vary depending on subsequent biotic interactions within the community, so that the interaction type is not easily classified. For example, the indirect impact of fishing on primary producers can occur via an increase or decrease in grazing pressure depending on whether the fished species is itself a predator or grazer. Experimental manipulations that remove all grazing pressure do not clearly mimic fishing stress as removing top predators likely increases and decreases populations of various herbivores. The meta-analysis across all studies revealed a significant overall synergistic interaction effect indicating that cumulative effects of multiple stressors is often be worse than expected based on single stressor impacts. Previous meta-analyses of a single stressor pair (i.e. nutrient enrichment and reduced grazing pressure) in marine systems also found synergistic interactions (Burkepile and Hay 2006; Gruner et al. 2008). Past studies had documented synergisms between different source of impact. (Hughes and Connell 1999; Jackson 2001; Przeslawski et al. 2005). Nevertheless, all three type of interaction (additive, antagonistic and synergistic) were commonly found among individual studies, suggesting that while synergisms may dominate overall effects, outcomes will vary in specific scenarios. Covariates and context dependency play a major role in driving multiple stressor effects, and exploring these drivers can help better predict how specific stressors interact (Crain et al. 2008).

Results of some studies reveal that on average many specific stressor pairs are additive, lending support to cumulative models that assume additivity of stressor effects (Bryant et al. 1998; Sanderson et al. 2002; Ban and Alder 2008; Halpern et al. 2008). Exploring which stressor pairs deviated from additive may provide insight into when multiple stressors have interactive effects (Crain et al. 2008). For instance, nutrients and toxins had opposing main effects and interacted antagonistically, indicating that the positive effect of nutrients can overcompensate for the negative

effect of toxins. In contrast, a synergistic interaction was seen between nutrients and sea level rise in intertidal. Antagonistic effects were also seen for salinity paired with both temperature and toxins and may have arisen because these stressors potentially mitigate each other or because one stress reduced the response of the second stress (comparative model described before, Folt et al. 1999). Alternatively, in cases where stressors are applied consecutively rather than simultaneously, a negative effect of the first stressor may pre-condition the species or community to be less sensitive to the second stressor. Synergistic interactions were found for UV paired with both temperature and toxins. In this case chemical reactions change when these stressors are combined, such as has been found with phototoxicity, the increasingly negative effect of toxins in the presence of UV (Pelletier et al. 2006). Alternatively, with consecutive exposure, populations or communities that survive UV exposure could be more sensitive to a second stressor. Understanding the mechanisms by which each stressor individually drives population or community response may help interpret or predict when and where cumulative stressors interact. Thus, stressors acting through similar mechanisms may be additive, while those acting through alternative but dependent pathways may be synergistic and non-additive interactions are driven by the degree of similarity of individual stressor effects (Blanck 2002; Christensen et al. 2006). Thus, stress-induced species tolerances lead to antagonistic interactions since tolerance to one stressor can improve tolerance to a second stressor that acts through similar mechanisms (Blanck 2002), while ecological trade-offs lead to synergistic interactions since exposure to one stressor will select for species or individuals robust to that stressor but susceptible to a second stressor (Kneitel and Chase 2004). Thus, understanding the mechanisms and effects of single stressors may be key to predict the nature of stressor interactions, but these hypotheses require validation through continued empirical tests.

Trophic level may be an important driver of interaction type. Organisms with fundamentally different methods of energy acquisition may respond differently to stressors. Increased CO₂ can benefit plants but harm invertebrates causing acidification. Three stressor pairs had sufficient sample size to allow for analysis of differential responses between trophic levels, and two of these pairs switched from overall synergistic interaction effects for heterotrophs to antagonistic interaction effects for autotrophs. In studies of trophic cascades (indirect effects of fishing · nutrients; Borer et al. 2006), interaction effects were slightly antagonistic for plants

and synergistic for herbivores, but these effects were not significantly different from additive. This pattern among trophic levels within stressor pairs is consistent with the results obtained by Christensen and colleagues (2006): autotroph studies had significantly antagonistic effects and heterotroph studies had significantly synergistic cumulative effects. Taken together, their results indicate that interactive effects of multiple stressors could be more negative for organisms at higher trophic levels. A similar trend for single stressors to harm consumers but benefit producers has been attributed to loss of biological insurance as taxonomic, physiological and genetic diversity decrease with increasing trophic level (Christensen et al. 2006 and references therein). Cumulative stressor effects may also depend on the response level (species vs. community) examined since species-level impacts can be dampened or exacerbated through species interactions. When analyzed across all studies, interaction effects were significantly synergistic in population level studies and antagonistic in community level studies. These results suggest that species interactions within communities dampen and diffuse the impacts of multiple stressors that can have strong negative effects on a given species. Consequently, species-level data may have limited utility in predicting community or ecosystem response to multiple stressors. The impact of multiple stressors on marine systems will depend not only on species-level responses, but additionally on species interactions, species diversity and redundancy, trophic complexity, ecological history, and ecosystem type (Vinebrooke et al. 2004), suggesting a clear need to increase research on community-level or whole-ecosystem responses to multiple stressors (Breitburg et al. 1998). As the number of stressors in a system increases (most natural systems are subject to more than two stressors), stressor pair interactions become increasingly complex and more commonly synergistic.

The majority of factorial experiments have been conducted in laboratory or in mesocosms. This may lead to artificial or uncompleted conclusions because lab studies remove the important contextual factors of real ecosystems. In addition, there could be significant differences in overall interaction types depending on experimental methods. Studies carried out under laboratory conditions were strongly synergistic, possibly because researchers target potentially negative interactions to study in the lab. Mesocosm studies were significantly antagonistic, possibly because they were mostly community-level studies that we have shown to be more commonly antagonistic (Crain et al. 2008).

4. Anthropogenic pressures in the Mediterranean sea

4.1. General context

The Mediterranean Sea, for its particular conformation, reacts very quickly to environmental changes, both anthropogenic and natural. It is subjected to marked seasonal cycles of temperature and nutrient concentration, and this seasonality causes, for example, large changes in biomass of dominant species of benthic algae that are reflected in the communities of associated invertebrates (Zabala et al. 1989; Ballesteros 1992; Hall 1997). The water exchange time is of about 80 years and this slow turnover rate results in a high anthropogenic impact (Zorita et al. 2007). The Mediterranean Sea coasts have always been among the most densely populated regions on Earth, with an estimated 5700–6600 people km⁻¹ of coastline in 2000 (UNEP/MAP/PAP 2001). Along the coasts, the population increased by 46% between 1980 (84.5 million) and 2000 (123.7 million), and it is projected to nearly double between 2000 and 2025 (UNEP/MAP/PAP 2001).

Urbanisation has been particularly growing along the coastline, to accommodate both permanent and temporal population (the Mediterranean is the greatest tourism destination in the world), with the result of a substantial modification of the coast and adverse effects on the quality of the environment. There is a large range of industrial activities widespread all along the Mediterranean basin, and a number of highly industrialised spots that are concentrated mainly in the NW part of the region. All these activities constitute sources of pollution through direct disposal, continental runoff and atmospheric transport (UNEP Chemicals, 2002). The presence of these pollution hot spots, located generally in semi-enclosed gulfs and bays near important harbours, big cities and industrial areas, is probably the major problem in the Mediterranean Sea (EEA, 1999). Regarding only petroleum hydrocarbon pollution, between 1987 and the end of 1996 an estimated 22 223 tonnes of oil entered the Mediterranean Sea as the result of shipping incidents causing localised damage to the Mediterranean marine and coastal environment (EEA, 1999), and 250 000 tonnes of petroleum hydrocarbons are discharged per year due to shipping operations (UNEP Chemicals, 2002). Other chemicals such as polychlorinated biphenyls (PCBs) and derivatives, pesticides and metals are also continuous sources of pollution.

Studies on the effect of sewage outfall and pollution on macroalgae reveal the sensitivity of some brown perennial species to this kind of disturbance (Giaccone, 1993; Janssen et al. 1993; Soltan et al. 2001; Thibaut, 2005). Discharge from sewage treatment and industrial plants during several years often produce a change in the Mediterranean basin from perennial, stable benthic algae communities to more stress-tolerant and opportunistic species (Bokn et al. 1996; Middelboe and Sand-Jensen, 2000; Terlizzi et al. 2002; Pinedo et al. 2003). The most eutrophic waters are therefore more numerous along the northern coastline such as in the Adriatic Sea (Sangiorgi, 2004). Here “red tides”, massive diatom and dinoflagellate blooms, sometimes associated with toxicity episodes, are well known along the northwestern Adriatic coast (Sangiorgi et al. 2004, and references therein); but areas such as the Nile Delta are also eutrophic (Abdalla et al. 1995; Nixon 2003). This problem has been increasing gradually over the last 2–3 decades, so much that the regions of high algal pigment concentrations, characteristic of eutrophic waters, are clearly visible from satellite images.

The impact of fishing on a few targeted species is community-wide and affects all trophic groups (McClanahan and Sala 1997; Sala et al. 1998) representing the major factor causing changes in the structure of coastal food webs. The Mediterranean has been exploited since antiquity. Large predators like the monk seal (*Monachus monachus*) or the brown Mediterranean grouper (*Epinephelus marginatus*), now seriously endangered species, have been hunted since Neolithic times (Rosemberg et al. 2006). In the last century, the conversion of coastal fisheries from a small-scale to industrialized, has resulted in the extinction of apex predators apical label such as sharks, groupers and turtles. As many important fish stock depends on annual reproduction, the dramatic decrease of commercial species cause a massive depletion of new recruits (Sala et al. 2000). This causes a weakness of the stock, its poor ability to maintain the biomass especially when playing annual and minimum values (Pauly et al. 1998). Less charismatic benthic organisms such as sponges and mother-of-pearl *Pinna nobilis* have also been long exploited. Sponge commercial fisheries in the Eastern Mediterranean were started by the ancient Greeks and continued until the 20th century (Moore 1910; Hughes 1994). Numerous evidences indicates that the removal of biological filters can result in the microbialization of coastal food webs associated with increased eutrophication (Jackson and others 2001).

Looking to anthropogenic drivers of changes over the last thirty years in the north-western Mediterranean, significant changes in the physico-chemical properties of water have occurred. Phosphate concentration increased of 0.5% per year, 6% zinc and lead and 2% copper and cadmium. During the same period, the water temperature and salinity have increased strongly (Emeis et al. 2000). These rapid changes principally in the deep waters are reflected in changes in the surface layers of water due to nutrient enrichment, global warming, loss of natural buffer systems, etc (Rosenberg et al. 2006).

In recent years there are evidences that in some coastal systems of the Mediterranean invasive algal species have transformed communities originating in algal monocultures and hard substrate habitats dominated by canopy-forming algal populations, characterized by high biodiversity, have been turned into barren dominated by urchins and encrusting coralline algae (Fraschetti et al. 2001; Bulleri et al. 2002; Guidetti et al. 2003). Also, there is an ongoing seagrass loss in the Mediterranean Sea as a consequence of the invasion of *Caulerpa taxifolia* (Jaubert et al. 2003). This species competes for space and resources with the seagrass *Cymodocea nodosa* (Ceccherelli and Cinelli 1997) and is thought to be able to damage *Posidonia oceanica* beds, particularly when these are already under stress (e.g., de Villèle and Verlaque 1995).

Present-day seagrasses along Mediterranean coasts are often described as in a degraded state (Marbà et al. 1996; Delgado et al. 1997; Duarte 2002; Green and Short 2003), with low shoot densities, high mortality rates, and high fragmentation. In some deeper ones along the southeastern coasts, trawling damages up to 40% of the total *Posidonia oceanica* surface (Tudela 2004). It is estimated that in the past *Posidonia oceanica* meadows may have covered 50,000 km² in the whole basin (Duarte 2002), which considering present estimated covers of seagrasses in the Mediterranean and Euro-Asian Seas (Green and Short 2003) would make an overall loss >85% (but probably many existing seagrass meadows are not presently documented). Rapid local regression (up to complete disappearance) of *P. oceanica* meadows is known to have occurred at numerous localities in France, Italy and Spain. It is estimated that shoot density of *P. oceanica* in the western Mediterranean has decreased by up to 50% over a few decades, with major losses between 10 and

20 m depth (EUCC 19 98). Along the Ligurian coast of Italy, *P. oceanica* meadows (50 beds covering 48 km²) have been severely degraded due to coastal modification and town developments (Bianchi and Peirano 1995). Some of these beds were severely damaged in the early 1990s by the wreck of the oil tanker *Haven* (Sandulli et al. 1994).

One of the most dramatic effect caused by human pressure in the Mediterranean sea is represented by the shift from complex benthic communities to persistent sea-urchin barrens (Vukovic 1982; Sala et al. 1998; Guidetti et al. 2003), in which reductions in the abundance of a few predators of sea urchins can result in an increase of sea-urchin grazing and consequently an order-of magnitude decrease in the number of algal and invertebrate species (Sala 2004; Tuya et al. 2004). The species-impooverished sea-urchin barrens can be maintained not only by fishing, but also by food subsidies coming from nearby sea-grass beds (Verlaque and Nedelec 1983) or eutrophication (Sala et al. 1998). In marine reserves, where fishing is prohibited and sea-urchin grazing can be mediated by predatory fishes (Sala and Zabala 1996; Guidetti e Sala 2007), there can be changes in algal community structure where chemically defended introduced species dominate seasonally (Sala and Boudouresque 1997), hence causing shifts in the diet of herbivores.

4.2. Rocky hard substrate: the date mussel fishery

Subtidal rocky habitats are considered among the most important for the entire coastal system for their characteristics of high species richness, functioning and phylogeny, and for their high primary and secondary productivity (Levington 1995; Kondoh 2001). The dimensional complexity of these habitats provide refuge from disturbance (such as predation or hydrodynamism), and an excellent nursery ground, ideal for reproduction and feeding for many organisms, including many important commercial species (Turner et al. 1999; Bruno et al. 2001; Levin and Hay 2002).

Illegal fishing of shellfish date mussel (*Lithophaga lithophaga*, Fig. 4.2.1) is one of the most harmful human activities affecting subtidal rocky habitats in the Mediterranean Sea and is still widely practiced on the Italian coast, despite being




Fig.4.2.1: *Lithophaga lithophaga* and barren ground with sea urchins and encrusting algae

banned since 1988 (Fanelli et al. 1994; Bevilacqua et al. 2006). Mussels are exploited through a systematic bedrock with hammer and chisel. Because of its slow growth phase, the species is considered a renewable resource only in a very long time. Fishermen destroy the substrate within the first meters of depth, where the clam reaches higher densities and where scuba diving can take place without time limits and extends thereafter deeper to move, finally, into a new area. The main consequence of fishing date is the removal of the biological cover of macro-algae and zoobenthos, creating small patches bare till a complete desertification.

The complex three-dimensional architecture that characterizes the subtidal rocky assemblages is greatly simplified and the removal of macroalgae causes a significant reduction in primary productivity with serious consequences for higher trophic levels (Bevilacqua et al. 2006). The barren housing benthic and fish populations are less diverse and less abundant, probable because the lower structural complexity that is of a lower availability of shelter, of a lower abundance of invertebrates (often associated with algae), a decreased availability of plants for herbivores feeding and detritus for detritivorous, which are preyed by many coastal fish species.

The fishing activity causes a direct loss of biomass, but other biological processes, such as grazing herbivores, competitive capacity and the variations in the success of recruitment, occurs ad interactive processes that could compromise the overall resilience of the system. These processes, in fact, affect the subsequent re-colonization mechanisms (Connell and Keough 1985) and often maintain secondary succession in the initial stage (Nyström et al. 1998; Bulleri et al. 2002). During the process of colonization, newly settled larvae or juvenile stages of many sessile organisms, are particularly susceptible to predation (Pohle et al. 1991, Osman and Witlatch 1995; Gosselin and Quian 1997). From an ecological point of view, predation is defined as the biotic process that can affect not only the distribution of prey, but also the structure of communities (Hairston et al. 1960) through interactive processes such as 'trophic cascades' (Paine, 1980; Pace et al. 1999). For this reason, predation may therefore be a primary factor in determining the post-settlement mortality and, consequently, the process of colonization (Thorson, 1966; Osman and Whitlatch 1995). In this framework, sea urchins have a crucial role on the structure and dynamics of settlement of many species in coastal environments, including seagrass beds (Valentine and Heck 1991), beds of kelp and other macroalgae (Lawrence 1975; Sousa et al. 1981; Hawkins and Hartnoll 1983; Himmelman et al. 1983; Scheibling 1986; Witman 1987; Johnson and Mann 1988; Andrew 1993; Andrew and Underwood 1993; Leinaas and Christie 1996). When they are present with high densities, urchins may eliminate macrophytes quickly erected even on large areas, resulting in what are called habitat "barren" characterized by the presence of encrusting coralline algae. Guidetti et al. (2003) showed that substrates affected by the date fishery, are featured by an higher sea urchins biomass than control areas, also due to the reduction in the abundance of some fish species by overfishing, natural predators of sea urchins.

In these damaged areas, grazers usually feed in areas far from their shelters limiting the recovery of benthic populations through non-selective grazing on macroalgae, with potentially significant effect for those fish species that use macroalgae for food, settlement and shelter. Palacin (1998) has conducted manipulative field experiments by changing density of echinoids on hard substrate, in order to assess the different degrees of pressure on algal communities. These studies have found that low density of sea urchins, although not lead to a lifting of the algal mat, can influence the degree of development of algal communities. In addition, the movements of sea urchins on a

small scale can be a factor in structuring benthic communities, as their ability to graze is a function of surface involved (Benedetti-Cecchi and Cinelli 1995).

The existence of barren in Marine Protected Areas (MPAs) where fish predators are abundant (Hall et al. 1998) suggests that other processes such as migration or drain may be crucial in determining the density of sea urchins and thus the composition and structure of the benthic community. Only in MPAs effectively managed, with high densities of fish predators, if half the distance between the shelters is smaller than the entire home range of sea urchins, the formation of barren is favoured (Andrew 1993; Hereu 2005). Thus, those factors that influence the movements of the grazers and reduce the range of grazing, such as predation (Nelson and Vance 1979; Carpenter 1984; Scheibling and Hamm 1991), food availability (Mattison et al. 1977; Russo 1979; Harrold and Reed 1985; Andrew and Stocker 1986) or current (Kawamata 1998), could enhance the structure and dynamics of algal communities (Hereu 2005; Bevilacqua et al. 2006).

4.2.1. *Recovery strategies*

Recruitment within disturbed patches is highly dependent on the small scale heterogeneity of the substrate (Bourget et al. 1994; Hills and Thomason 1998; Glasby 2000; Guichard et al. 2001; Goldberg and Foster 2002) and also the mineralogy of the rock may have a significant effect on these processes (Bavestrello et al. 2000; Cattaneo-Vietti et al. 2002; Faimali et al. 2004; Guarnieri et al. 2009). The recolonization may also be influenced by the effect of the topography of the substrate as splits, cracks, presence of boulders, which may represent a refuge for new settlers from physical and biological disturbance (Lubchenco 1983; Bergeron and Bourget 1986). The time when the disturbance occurs may also influence the rate and direction of succession (Hawkins 1981; Underwood and Chapman 1998; Airoidi 2000), because the availability of propagules varies over time, and environmental conditions are also temporally variable. However, the differences due to the size of the patches and the period of training may become less evident with the progress of succession (Sousa 1985; Benedetti-Cecchi and Cinelli 1994).

It has been shown that populations having suffered a disturbance of low intensity can recover more quickly to conditions prior to disturbance rather than populations that

have experienced a greater intensity of disturbance (e.g. Sousa 1980; Kennelly 1987; Airoidi 1998). Few studies have analyzed the effect of grazers on the potential recovery of a severely disturbed habitats, testing their ability in changing the recovery trajectories of local assemblages, given the fact that experimental studies that have attempted to quantify the potential for recovery by systems severely degraded environment are scarce in the subtidal. A manipulative study conducted to evaluate whether the establishment of an MPA may favour the recovery patterns of an environment disturbed by fishing date (Bevilacqua et al. 2006) has shown that, within a protected location, the benthic populations show a more rapid recovery after the simulated disturbance than in not protected locations. Thus, even if the processes acting on a large scale like larval external input can be fundamental in the recolonization of disturbed patches, it is likely that their results appear strongly influenced by local factors (Hixon and Brostoff 1996; Coleman 2002; Micheli et al. 2005) and that protection may exerts its action mainly on the dynamics of recovery by interfering with the processes at small scale like competitive interactions or the grazing of herbivores.

The relationship between power and wealth, however, is scale dependent: at a global scale, wealth increases steadily with energy (Curie 1991; Hall et al. 2000), while at a regional scale (hundreds of kilometres) there seems to be a "bell-shape" relation between diversity and productivity, with the greatest diversity at intermediate levels of productivity (Grime 1973; Rosenzweig and Abramsky 1993; Hall 2000). Locally (from a few meters to kilometers), many (but not all) of the observations and experimental work indicate that an increase in productivity through the addition of specific nutrients, reduce diversity (DiTommaso and Aarsen 1989; Schindler 1990; Hall 1999). Mechanistic hypothesis that may explain patterns of diversity in regional and local resource is the heterogeneity hypothesis (RHH, Resource Heterogeneity Hypothesis) (Tilman 1987) When the environment is uniformly depleted, in spite of the availability of resources, cannot support many species and the productivity is very low. When the average quality of the habitat increases, it is assumed that the spatial variability and diversity of resources also increase, and hence the productivity and diversity. After a certain point, however, the opposite applies and there is a reduction in the heterogeneity of resources and hence diversity. This reduction

occurs because those species that are more competitive under these conditions, are favoured when anywhere there are good conditions (Hall 2000).

4.3. Top-down and bottom-up control

The interplay between herbivores, autotrophs, and nutrients has received in the last years an increasing attention (McQueen et al. 1989; Power 1996; Ceccherelli and Cinelli 1997; Proulx and Mazunder 1998; Peterson et al. 2002; Jara et al. 2006; Canning-Clode et al. 2008). The biomass and composition of plant communities is affected both by the supply of resources and by consumption from herbivores. It is broadly accepted that these two factors are not mutually exclusive and that a strict separation of communities in top-down and bottom-up controlled entities is unrealistic (Hillebrand 2002). Many experimental studies confirm that both top-down and bottom-up controls can interact since the early stages of recolonization in determining the structure of macroalgal assemblages (Posey 1995; Lotze et al. 2001) and communities (Menge et al. 1992; Worm et al. 2000a; Hillebrand 2002). As consumers influence the availability of nutrients (Porter, 1976; Sterner, 1986), top-down processes may also act on those bottom-up. For example, marine invertebrates remove inorganic nitrogen, especially in the form of ammonia; it has been observed that, in some cases, there is a direct link between nitrogen excretion of herbivores and absorption by algae, thus grazers affecting communities both from top to bottom than from bottom to up (Bracken and Stachowicz 2007). While there are clear positive effects by consumers on availability of nutrients in marine ecosystems (through the excretion of nitrogen), little is known about the negative effects that nutrients cause on bottom-up processes. One possibility would involve the selective consumption of plant tissue, such as the apical areas or small leaves, which are the parts easier to attack (Pavia et al. 1999; Taylor et al. 2002) but also those who are more responsible for the absorption of nutrients and the photosynthetic process (Wallentinus 1984, Hein et al. 1995; Stewart and Carpenter 2003), it is therefore evident that the arrangements are changed significantly for growth, health status and therefore reduced nutrient absorption capacity of the plant. However, it is difficult to determine precisely which of the two types of control prevails over the other.

Surely the biomass of a species in a community depends on the reproduction and survival of individuals, which depend on the availability of resources and on the predation pressure,

Enrichment exerts its effect across the food chain as a typical bottom-up control, influencing abundances of specific trophic levels not controlled by top-down processes and it is now acknowledged that the absolute diversity of a system will depend on the nutrient and energy flow through the system itself (Paine 1966). The productivity of a system is regarded as an important factor that regulates the acts and diversity (Worm et al. 2002; Cornwell and Grubb 2003; Jara et al. 2006) as a result, productivity has a major influence on biodiversity. It controls the rate of competitive exclusion and recovery after a disturbance (Abrams 1995). The increase in productivity leads to an increase in the rate of growth of all species, but coupled with increased competitive exclusion leads to a reduction in the specific diversity and heterogeneity of limiting resources (Abrams 1995). There are many ways in which disturbance and productivity interact altering biodiversity, and although the disorder itself may exert strong effects on specific diversity (Mackey and Curie 2001) it is well known that the relationship between disturbance and diversity can be positive or negative and how, however, depends on the productivity of the system (Kondoh 2001). The productivity and diversity are often linked unimodal, for which the peak of diversity is observed at intermediate levels of productivity (Rosenzweig and Abramsky 1993; Abrams 1995; Chase and Leibold 2002; Kassen et al. 2004; Jara et al. 2006). These observations were developed mathematically by Kondoh (2001) through a model of spatial competition. According to this model, the availability of nutrients of a system should affect how the community of a given system are influenced by a certain frequency noise since the reported disturbance-diversity (Connell 1978). Kondoh suggests that in communities where the classic unimodal pattern of diversity along a gradient of a specific disorder is evident, the peak of this pattern should be shifted to a higher frequency of disturbance in the event of an increase in the availability of nutrients. This is because creating a disturbance of a non-selective, for example creating bare areas randomly in benthic populations, should favor above the colonists, discriminate to top competitors and reduce competitive exclusion. Instead, high productivity increases the rate of colonization, and supports lower colonizers and even top competitors, increasing the risk of

competitive exclusion. High frequency of disturbance is therefore necessary to maintain maximum diversity in increased levels of productivity (Kondoh 2001). Wilson and Tilman (2002) reported a decrease in specific richness with increasing concentration of nutrients in all the regimes of disturbance, while quite similar results were obtained for the populations of plankton from Beisner (2001). Hillebrand (2003), analyzing the community of brackish environments, described specific richness decreasing with increasing intensity of grazing and a slight increase in the number of species with increasing productivity, but not a real model unimodal in periphyton. Although the experiments conducted by Sugden et al. (2008) to test the hypothesis of Kondoh (interactive effects of the disorder and the availability of nutrients) has reached the opposite results to those expected. It appears that at levels of maximum productivity, the stability of a community is achieved at frequencies of disturbance or very high or very low. Finally Kassen et al. (2004) observed a peak in diversity in bacteria to a disturbance that moves towards an intermediate disturbance increasing with increased productivity, as expected from the Kondoh model. The fact that patterns of diversity along a gradient of disturbance depends on the level of nutrients only in oligotrophic areas suggests that the natural state of productivity of a system can be an important factor influencing the applicability of the model Kondoh.

4.4. Interaction between grazing and enrichment

A general pattern has been described by different authors about how the availability of nutrients and grazing pressure interact altering natural ecosystems in both temperate and tropical environments (Proulx and Mazunder, 1998, Russell and Connell 2005, Guerry 2008). Worm and Lotze (2006) have defined these two processes as the key variables that explain many of the models and processes of subtidal rocky systems subject to anthropogenic influences of nutrient enrichment, in particular the availability of macronutrients (nitrogen and phosphorus), determines the potential productivity of primary producers in aquatic ecosystems stimulating the growth of microalgae and diatoms especially chlorophyta (Duarte 1995; Becker 1996; Valiela et al. 2001; Posey et al. 2002; Cloern 2001; Owens 2003; Worm and Lotze 2006, Kraufvelin 2007). The competition for nutrients determines the structure of algal communities (Tilman 1977; Fong et al. 1993; Korpinen et al. 2007), with potential effects on higher trophic levels (bottom-up control, Menge 1992).

Furthermore responses of algae influence the community of consumers, because the increase in nutrients may be associated with an increase of benthic species, which are consumed by grazers and benthic detritivores that in some cases show an increase in reproductive potential (Bridges and Heppell 1996; Owens 2003).

According to the theory of Grime (Grime 1977), algae can be classified into three primary strategies depending on their skills:

- competitors, which occupy habitats subject to low stress disorder and weak;
- stress-tolerant, which are able to grow under different stress conditions;
- opportunistic, which occupy areas heavily disturbed.

The "competitive species" are replaced by "stress-tolerant species" at intermediate levels of pollution and "opportunistic species" are replacing them with high levels of pollution (Munda, 1974; Murray and Littler, 1978; Tewari and Joshi, 1988 ; Diez et al. 1999). This substitution induces a simplification of structural complexity of the communities due to a reduction or loss of species and a decrease in wealth structuring specific (Borowitzka, 1972; Belsher, 1974, 1979; Gorostiaga and Diez 1996; Middelboe and Sand-Jensen 2000; Arévalo et al. 2007).

It means that eutrophication can shift the competitive balance and opportunistic algae can become competitively dominant in the presence of high concentrations of nutrients (Lotze et al. 2000; Russell and Connell 2007), so that many species can monopolize abundant resources, leading to a decline in biodiversity. The increased supply of nutrients promotes, firstly, the appearance of phytoplankton and algae, blooming yearly, and replacing the algae forming perennial canopy. This leads to the disruption of habitat and biodiversity loss, and these changes in diversity also lead to reduce important ecosystem functions, such as 'carbon deposits' and 'reserves of nitrogen' (Worm et al. 2000 and 2002) The activity of grazers may counteract this effect in some systems (Neckles et al. 1993; Hillebrand et al. 2000; Hillebrand 2003, Roll et al. 2005) through the consumption of plants and algae that have a high content of nitrogen (Neckles et al. 1993; Williams and Ruckelshaus 1993; Karez et al. 2000; Lotze et al. 2000; Silliman and Zieman 2001; Roll et al. 2005). Thus, consumers can control the specific composition and abundance of lower trophic levels (the top-down control shown above). In this way, the species richness of communities can be a function of dynamic balance between availability of resources and reduction in population due to a disturbance as it may be the variation of the intensity of predation (Huston 1979, 1994; Proulx and Mazumder 1998). Proulx

(1998), in experiments conducted in lagoons, has shown that nutrients and predation strongly interact influencing algal diversity. It has been observed that the richness in species probably decreases at high rates of grazing in nutrient-poor ecosystems because the limited availability of resources doesn't allow the re-growth of species subject to predation, in contrast with enriched environments. Of course this effect must be demonstrated in different ecological contexts. Some results also show a decrease between 30% and 60% in the abundance of perennial algae due to eutrophication, and this confirms the fact that the perennial macroalgae and their associated communities are extensively decreased in regions like the Baltic Sea and the Adriatic Sea, where they were replaced by species of algae, which blooms occur yearly (Munda 1993). This type of algae, however, does not perform the same functions and biogeochemical habitats such as perennial algae and their high biomass often has a strong negative effect on coastal ecosystems and their inhabitants, including humans (Valiela et al. 1997). Numerous experiments have linked the increase in the frequency of algal bloom nutrient loading due to the high annual coastal eutrophication (Fong et al. 1993; Hauxwell et al. 1998; Lotze et al. 2000). It was also widely noted that grazer (e.g. isopods, amphipods) may reduce or even eliminate the algal bloom through their selective power that acts on early life stages of algae, such as propagules and recruits (Lotze and Worm 2000; Lotze et al. 2000). The way in which the state of a system, if oligotrophic and eutrophic, influences the food preferences of herbivores is not well known (Watson and Norton 1985). Studies have shown that the nature of the food and the nutritional status of herbivores may determine the behaviour and food preferences for themselves (Watson and Norton 1985; Norton et al. 1990; Bamsted et al. 1999). It has been observed that when there's a choice between foods with different nutritional values, herbivores prefer to consume food with high value (Watson and Norton 1985; Arrontes 1990; Boyer et al. 2004; Goecker et al. 2005; Loney et al. 2006). Instead, when the food is scarce, herbivores tend to increase quantities to compensate the low nutritional value (Berner et al. 2005; Fink and Von Elert 2006; Huberty and Denno 2006). It is likely to happen that although individual organisms may consume small amounts of highly nutritious food, the populations of herbivores that have access to low concentrations of nutrients from oligotrophic environments, should preferably consume large quantities of food in contrast with those population living in areas with high concentration of nutrients (eutrophic environments). Despite individual herbivores

may show a preference for algae 'enriched' (Necklnes et al. 1993; Hillebrand et al. 2000; Hillebrand 2003; Roll et al. 2005), we must still determine whether the populations of herbivores can control algal growth associated with the increase of nutrient loading (Lotze et al. 2001; Lotze and Worm 2002; Worm and Lotze 2006) providing interactive effect that respond to a multiple stressor approach. It is possible that herbivores are not always able to counteract the effect of nutrient if there is no response from the population (Worm and Lotze 2006), or if the nutrients exceed the limit value of concentration (Hauxwell et al. 1998; Lotze and Worm 2002). This could mean that while the nutrients have a very significant effect in oligotrophic coastal areas (Russell et al. 2005), some compensatory response by grazers may reduce the effect of the high concentration of nutrients for short periods.

Aim

Apulia is featured by a dramatic extension of barrens (Fanelli et al. 1994, Fig a) and, at the same time, of a general depletion of important fish stocks (Guidetti et al. 2005). The high density of sea urchins, preventing the recolonization of degraded rocky habitats, represents one of the most important drivers influencing pattern of distribution of assemblages of rocky substrates (Fraschetti et al. 2001; Guidetti 2003).

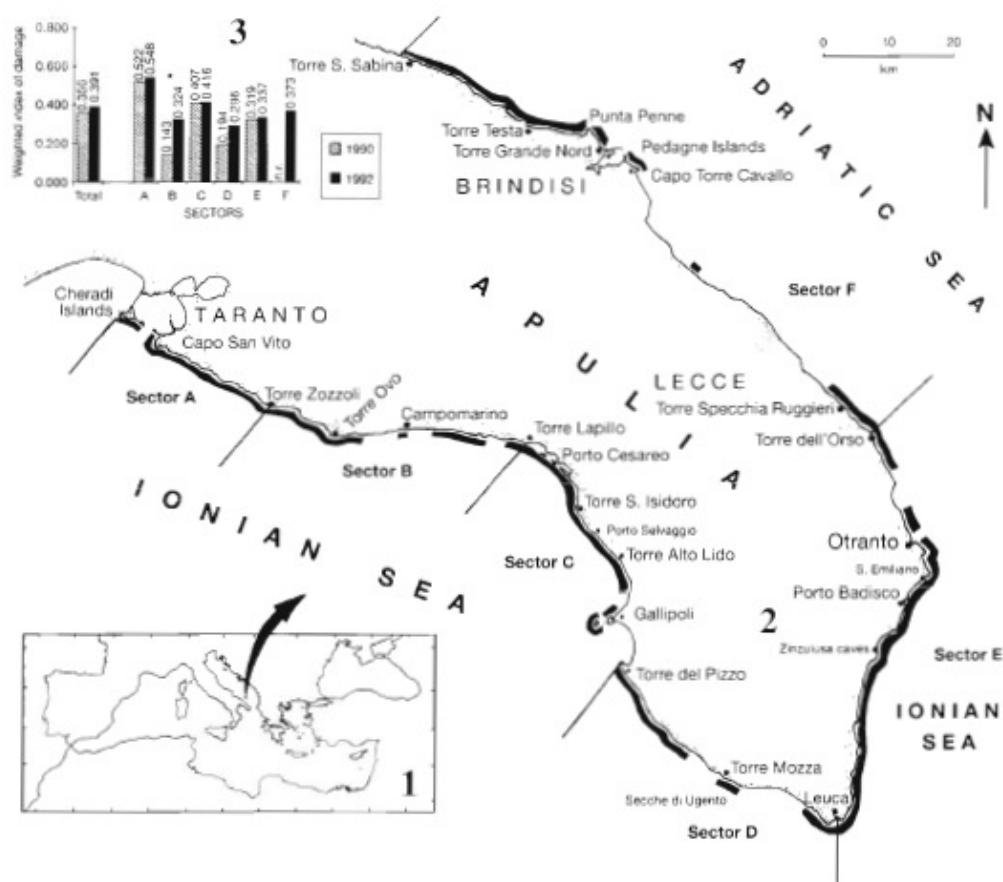


Fig a Map of the date mussel fishery impact along the Salento peninsula coast. For more details see Fanelli et al. 1994.

The Marine Protected Area of Porto Cesareo has been established in 1997. Notwithstanding the presence of two no-take no-man zones (the so-called A zone), the rocky substrate is still featured by an extensive barren caused by the date mussel fishery carried out in this area of Salento since decades. This area thus represents a natural experimental laboratory for the analyses of hypotheses about disturbed assemblages. Also, the oligotrophic conditions of the water column (Monitoring

Report Regione Puglia 2006) ensure the effectiveness of the experimental treatment represented by nutrient enrichment. Finally, the presence of a continuous monitoring linked to the presence of A Zone guarantees the protection of the experimental area from potential sources of vandalism.

The aim of this experimental study is to evaluate the combined effect of high concentrations of inorganic nutrients and high grazing pressure on the recovery pattern of subtidal rocky shores originally disturbed by the date mussel *Lithophaga lithophaga* fishery. Our question is how the two processes compare and combine in influencing trajectories of recovery of disturbed rocky substrates. We hypothesized a synergism between the two processes through the control operated by grazers on the opportunistic taxa facilitated by the experimental manipulated enriched conditions.

In the experiment we removed the sea urchins *Paracentrotus lividus* and *Arbacia lixula*, the most important herbivores present in this area, able to prevent the establishment and recruitment of propagules of any type of benthic organism and triggering a trophic cascade leading to the complete desertification of the substrate. The concentration of nutrients in the water column was experimentally increased using a special type of fertilizer (OSMOCOTE-PRO Controller Release Fertilizer 18-7-10, Scotts) largely used in the literature to recreate enriched conditions in the water column.

This is the first study on the effects of the two processes in the rocky subtidal in the Mediterranean Sea. It also represents one of the first attempts for the analysis of the interaction between processes operating at different spatial scales in the subtidal: grazing, acting primarily at small-scale, and nutrient enrichment, which is a process operating at large scale. The experiments using nutrient enrichment, even though difficult to put into practice, are an excellent approach to test ecological theories concerning the effects of nutrient availability on the composition of coastal assemblages and their development in time (Ceccherelli and Cinelli 1997; Worm et al. 2000; Bokn et al. 2003; Korpinen et al. 2007). These experiments can be used to predict the effects of coastal eutrophication, combining the advantages deriving by simulating real situations and allowing for an adequate replication, and problems (low accuracy in the quantification of enrichment in the context of experiments conducted at small spatial scale) (Worm et al. 2000).

We expect that significant differences between the treated areas in different response biological variables (percentage cover, number of taxa) will be observed. More

specifically, we can depict different scenarios on the base of the different combination of experimental treatments: in the plots where grazing pressure is removed, an initial growth of encrusting corallines and turf-forming algae will be possibly favoured. In the plots where grazing is removed and the availability of nutrients is experimentally increased, we expect an initial recovery phase featured by the settlement of opportunistic species typical of eutrophic environments (filamentous algae and turf-forming) able to monopolize the substrate, at low diversity. Finally, in areas where the two treatments enrichment and grazing are combined, we expect a faster growth of algal populations, together with a reduction of opportunistic species due to the presence of unmanipulated grazers. Grazers could, therefore, facilitate the subsequent settlement of species typical of macroalgal assemblages of subtidal rocky substrates, with composition and abundances strongly controlled by grazing pressure.

We anticipate that this study can provide important insights in pattern of recovery of disturbed assemblages crucial for the management of coastal marine habitats affected by multiple stressors, in absence of present strategies useful for implementing the restoration of coastal degraded habitats.

Materials and methods

1. The site

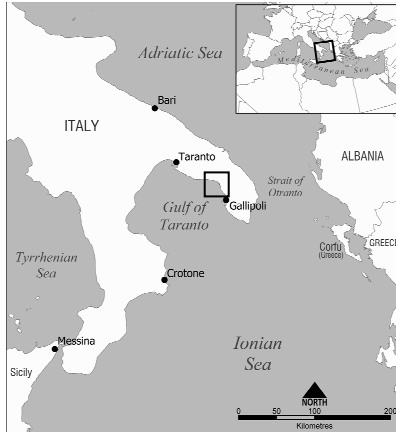


Fig 5.1 The South East of Italy where is located the study site .

The experiment was carried out for 12 months, starting in June 2007, at 6m depth, inside the no take zone of the Marine Protected Area of Porto Cesareo (SE Italy Fig 1.1). This area is a rocky-sand peninsula gently sloping from the surface to 4 – 6 m depth with a calcareous rocky plateau, extending for 30-60 meters until a vertical slop of about 5 meters. At this depth, rocky substrates turn into sandy substrates.

The MPA (40 ° 14 'N, 17 ° 54' E) (Fig 1.2) was established through the Ministry of Environment decree in the 1997. The 32 km of coast of the MPA falls in the municipalities of Porto Cesareo and Nardo, both in the province of Lecce. This MPA is on the Ionian Sea and it is featured by an heterogeneous coast including both rocky and sandy habitats.

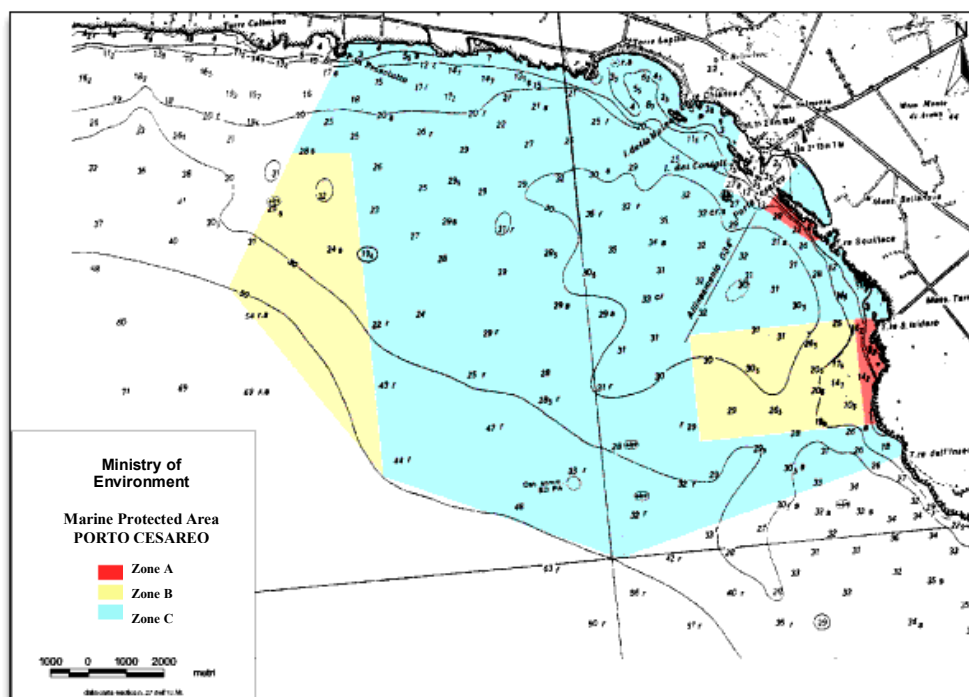


Fig 1.2 Chart of the Marine Protected Area of Porto Cesareo

The MPA covers an area of 16.654 hectares and is divided into 3 zones with different degree of protection:

Zone A – No take no man zone: it includes two areas, both extending up to 500 m from the coast. The first is located in front of the “Strea” Peninsula and the second is the stretch of coast going from Torre S. Isidoro to “Casa Giorgella”;

Zone B – The buffer zone is also made up of two areas, one in the western boundary of the MPA and the other one delimiting one of the A zones;

Zone C – it includes the remaining area of the MPA.

The study area covers about 1000 m along the coast and it falls within one of two A zones, in front of a peninsula known as "La Strea" (Fig 1.3)



Fig 1.3 Study site: the rocky plateau included in the yellow rectangle.

2. The experiment

2.1. Preliminary survey and experimental setup

We assessed the morpho-bathymetric features of the study area, the biological information about the algal community structure, sea urchins density and the trophic status in terms of nutrients and chlorophyll concentration. Sea urchin density was

estimated at the beginning, in the middle and at the end of the experiment counting individuals within 15 replicates of 1m², randomly allocated in the study site.

Plots were enriched by a slow-release fertilizer (Osmocote-pro 18N:9P:10K, Scotts Company), contained in small mesh bags fixed on the rocky substrates (Fig 2.1.1).



Fig 2.1.1 The mesh bag with the fertilizer inside used to simulate the enrichment directly on the substrate

Properties of this fertilizer have been already tested in other experimental studies. It has particular dissolution features so that nitrogen and phosphorus levels can be maintained well above natural ambient concentrations during the entire period of experiment (Worm *et al.* 2000; Heck *et al.* 2000; Tracker *et al.* 2001; Littler *et al.* 2006). The concentration of nutrients and photosynthetic pigments in the water was measured collecting replicated samples in each plot.



Fig 2.1.2 The 12 points randomly choose where plots were been placed

Sampling was carried out in 25m² plots chosen randomly along 1 km of the rocky plateau, separated by approximately 20 m.

Spatial distribution of 12 experimental plots was decided through a specific tool associated with the GIS software package (Arcgis 9.1 ref). The random selection was done out of 25 geographical positions with similar features (Fig 2.1.2).

The presence of grazers was manipulated removing by hand all

sea urchins at the beginning of the experiment and every time was necessary through a twice-weekly monitoring activity. To better control the potential invasibility of the open plots to sea urchins, the invertebrates were also removed from a buffer zone around each plot of about 10m². Four conditions were simulated: grazing × no enrichment (for a total of 4 plots: 2 control plots without experimental treatments and two plots to test potential artefacts due to the presence of mesh bags), enrichment × no grazing, grazing × enrichment and no grazing × no enrichment.

2.2. Benthic percent cover estimation



Fig 2.2.1 Photographic sampling on one of the area with no treatments

Each time, 10 randomly photographic replicates of 16×23cm were sampled, for a total of 720 replicate units (Fig 2.2.1). All the slides were analysed in lab imposing a virtual grid of 24 equally sized squares (Fig 2.2.2) to help the quantification of taxa. Abundances of sessile benthic species were estimated by visual percentage cover estimation (Meese and Tomich

1992; Dethier *et al.* 1993): within each of the 24 squares defined by the grid, which has been superimposed on the sample unit, the abundance of each taxon is evaluated by assigning it a percentage value between 0% and 4% : nil value in the event of total absence of the taxon in question into one of the 24 squares in question, 1% where the taxon is present in 1/4 of the surface of the square, 2% if the covering layer affects 1/2 of surface of the square, 3% in case of presence of the taxon in 3/4 of the surface and, finally, 4% of the area where the coverage of the square by the taxon is total. In case of organisms that occur less than 1/4 of the surface of the square was still assigned a coverage rate of 1.

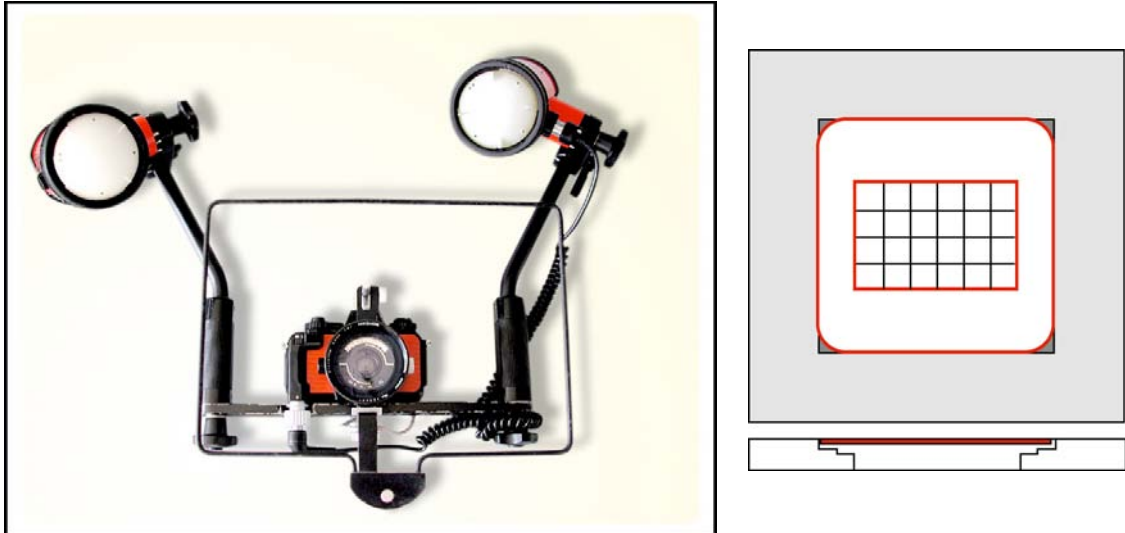


Figura 2.2.2 Photographic equipment and the 24 equally sized squares grid used to estimate the cover of benthic organisms and the percentage of bared rock.

Summing the estimation in each of 24 squares for each taxon, we obtained the total coverage of each taxon for each separate sampling unit

Motile animals (e.g. gastropods, ophiuroids and amphipods) were not counted.

When the identification at the species level was not possible, taxa were identified to the genus, or family level, and in some cases in morphological group. In a second time all taxa have been also grouped for functional characteristics according to Steneck and Dethier (1994) reviewed by MARBEF Team of the BIOFUSE project (MARBEF network, 2006).

2.3. Nutrient enrichment

2.3.1. Water sampling

Water samples were collected every three month in order to estimate photosynthetic pigments distribution and monitor the concentration of nutrients in each plot. Chemical analyses were conducted in the laboratory of Ecology of the University of Salento to measure the concentration in water of phosphate (Deniges 1920), nitrite (Bendschneider and Robinson 1952), nitrate (Morris e Riley 1963), ammonium (Aminot and Chassepied 1983).

A Niskin bottle was used for water samples, allowing collecting a volume of about 5 litres at specific depths.

2.3.2. Analytical methods

The analytical methods used to measure the concentrations of nutrients (particularly phosphates, nitrites, nitrates and ammonium) and the phytoplankton are based on the analytical protocols proposed by the Istituto Centrale per la Ricerca Scientifica e Tecnologica Applicata al Mare (ICRAM) and by the Institute of Water Research (IRS).

Phosphates

The analysis model is based on the formation of a blue phosphomolybdic complex whose concentration is determined by spectrophotometer (Deniges, 1920). Given the remarkably low concentrations of phosphate and the relative sensitivity of the analytical methods, at least two determinations for each sample to be analyzed should be made. Once the procedure followed for sample preparation is done on a spectrophotometric assay to measure the absorbance at 882 nm of the cuvettes in which it was spilled the solution. Then, we proceed to calculate the concentration of phosphate following the next report:

$$[\text{PO}_4] = (\text{ABS} - \text{bl} - \text{blc}, i) \cdot f$$

where

$[\text{PO}_4]$ = concentration of phosphate (expressed in $\mu\text{mol} / \text{L}$)

ABS = absorbance of the sample

bl = blank reagent

blc, i = i-th white cell used

f = colorimetric factor

Nitrite

The method is based on a series of reactions that lead to the formation of a diazo compound which is determined by colorimetry. This procedure is specific for nitrites and has no change in efficiency in relation to the ionic strength of the solution and has been applied to the analysis of seawater from Bendschneider and Robinson (1952). After performing the analytical procedure for the preparation of test samples, the spectrophotometric assay has been performed for measuring the absorbance at 543 nm of the solutions inside the cells. Then, the concentration was calculated according to the report:

$$[\text{NO}_2^-] = (\text{ABS} - \text{bl} - \text{blc}, i) \cdot f$$

where

$[\text{NO}_2^-]$ = concentration of nitrite (expressed in $\mu\text{mol} / \text{L}$)

ABS = absorbance of the sample

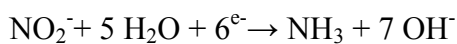
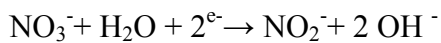
bl = blank reagent

blc, i = i-th white cell used

f = factor colorimetric

Nitrates

The method used for the analysis of nitrate is based on their reduction in heterogeneous phase, nitrite and its subsequent determination of total nitrite using a colorimetric method. The method was introduced by Morris and Riley (1963), but later was deepened by Nydhal (1976), Grasshoff (1983). The main reactions in alkaline environment, are



Once the solutions is prepared, we proceed to analyze the spectrophotometric assay, using the same technique above described for nitrates, but taking into account the following relationship for calculating the concentration of nitrites:

$$[\text{NO}_3^-] = (\text{ABS} - \text{bl} - \text{bl c, i} - [\text{NO}_2^-] / \text{f2}) \cdot \text{f1}$$

where

$[\text{NO}_3^-]$ = concentration of nitrate (expressed in $\mu\text{mol} / \text{L}$)

$[\text{NO}_2^-]$ = concentration of nitrite in the sample (obtained independently and expressed in $\mu\text{mol} / \text{L}$)

ABS = absorbance of the sample

bl = blank reagent

blc, i = i-th white cell used

f1 = factor colorimetric nitrate

f2 = factor for nitrite colorimetric

Ammonia

The proposed method is based on a series of reactions catalyzed photo-chemically, leading to the formation of blue indophenol. This methodology was first used by Berthelot (1859). Even here, after having prepared the solutions for analysis by the

appropriate analytical procedure, we proceed to determine the concentration of ammonia through the spectrophotometric assay, measuring the absorbance of the samples at 640 nm. The formula to calculate the concentration of reference is the following:

$$[\text{NH}_4^+] = (\text{ABS} - \text{bl} - \text{blc}_i) f$$

where

$[\text{NH}_4^+]$ = concentration of ammonia (expressed in $\mu\text{mol} / \text{L}$)

ABS = absorbance of the sample

bl = blank reagent

bl c, i = i -th white cell used

f = factor colorimetric

Chlorophyll

”Chlorophyll *a*” is the most common photosynthetic pigment, since widespread among plants. This pigment is present in all algal groups, while other chlorophylls (b, c and d) are specific of some groups. The cellular content of chlorophyll in algal cells varies between 0.3 and 2.0% of dry weight, depending on the physiological state of cells or their adaptation to particular conditions of light radiation. When the algal cells die and are decomposed, the chlorophyll is degraded and forms other molecules called feo-pigments. Often the relationship between chlorophyll and these pigments provides valuable information on the state of health of a population of phytoplankton.

The analytical model used to determine the concentration of chlorophyll *a* is based on the fluorimetric method based on the measurement of fluorescence acetone extract of pigments before and after acidification with hydrochloric acid. In this way, is possible to measure photosynthetically active fraction (chlorophyll *a*) and inactive (feo-pigments) of pigments present in samples. The primary method used was the Holm-Hansen and Riemann (1978) which offers significant advantages over the spectrophotometric methods because it is more rapid, precise and sensitive.

2.4. Statistical analyses

2.4.1. Univariate analyses

The experimental design included four factors: Time (T, nine levels, fixed), nutrient Enrichment (E, two levels, fixed, crossed with Time), Grazing (G, two levels, fixed, crossed with Time and Enrichment) and Plot (P two levels, random, nested in the three factors) with ten replicate units for combination of factors.

The analysis of variance (ANOVA) was conducted on the number of taxa and the total cover, to test differences between treatments in time. The ANOVA was also carried on the percentage cover of the functional groups. Prior to analyses, the assumption of homogeneity of variances was checked using Cochran's *C*-test and data were appropriately transformed, if required. The analyses were performed using GMAV v5 software (University of Sydney, Australia).

2.4.2. Multivariate analyses

The experimental design was the same described for the univariate analyses. There were 46 variables (taxa) included in multivariate analyses. In order to test the effects of treatments on assemblage structure, a distance-based permutational multivariate analyses of variance (PERMANOVA, Anderson 2001a; McArdle and Anderson 2001) was performed on the two full data set. The tests were conducted with 4999 random permutations of appropriate units (Anderson 2001b; Anderson and ter Braak 2003) on Bray-Curtis dissimilarities (Bray and Curtis, 1957) of untransformed data. The same analysis was run on functional groups. In this case there were 9 variables included in the multivariate analyses. The PRIMER v6 and PERMANOVA + software (Plymouth Marine Laboratory, Plymouth, UK) was used.

Terms significant in the full model, Enrichment \times Grazing on the whole dataset and Time \times Enrichment \times Grazing on the functional groups, were examined individually using appropriate pairwise comparisons. Non-metric Multi-Dimensional Scaling ordination (nMDS) (Kruskal and Wish 1978) of the interaction terms Enrichment \times Grazing and Time \times Enrichment \times Grazing in time 1, 2, 4, 5, 7 and 8 were visualized. SIMPER analysis (Clarke 1993) was used to identify the taxa/functional groups mostly contributing to differences highlighted by the pair wise tests. For each

comparison, taxa and functional groups that cumulatively contributed for more than 10% of dissimilarities were shown.

Results

1. Pattern of recolonization

1.1. Trophic condition

Concentration of nutrients differed between enriched and non enriched area constantly in time. Mean nitrogen compounds concentrations are the following: NH_4^+ , $2.16 \pm 0.8 \mu\text{m/l}$ in enriched plots vs $0.46 \pm 0.4 \mu\text{m/l}$ in not enriched plots; NO_2 , $0.09 \pm 0.03 \mu\text{m/l}$ in enriched plots and $0.08 \pm 0.03 \mu\text{m/l}$ in not enriched plots; NO_3^- , $3.25 \pm 0.5 \mu\text{m/l}$ and $2.24 \pm 1.5 \mu\text{m/l}$; the total N $5.49 \pm 1.02 \mu\text{m/l}$ and $2.80 \pm 1.03 \mu\text{m/l}$. Conversely, as far as phosphorous compounds, the concentration of PO_4^{3-} and of the total P didn't show relevant differences (mean concentration $0.18 \pm 0.06 \mu\text{m/l}$ for PO_4^{3-} in enriched plots vs 0.19 ± 0.05). Also chlorophyll *a* concentration didn't show differences between treatments across time. Concentration values ranged between a minimum of $0.14 \mu\text{g/l}$ (September 2007 in control areas) and a maximum of $0.27 \mu\text{g/l}$ (January 2008, both in control area and in enriched ones).

1.2. Assemblage structure

A total of 46 taxa were recognised, 26 of them at species level (Appendix 1), 21 algae and 25 invertebrates. High values of cover of encrusting red algae (ECR), typical of barren assemblages were found at all sampling dates and in all plots. In the first sampling period (Time 1 and 2, so after one and two month from the beginning of the experiment), however, the peryphyton of microalgae and unicellular algae, and subsequently of dark filamentous algae (DFA) contributes with mean percentage cover of sometimes exceeding the 50% of the plots. Among the invertebrates, Porifera, including the dominant species *Cliona viridis* showed an high cover, followed by the clam *Gastrochaena dubia*, the madrepores *Balanophyllia europea* and *Caryophylla smithi* and tunicates belonging to the family of Didemniidae.

A total of 17 functional groups were obtained from the original matrix (Appendix 2) Functional groupings of algae are based on anatomical and morphological characteristics (Steneck and Dethier 1994) that often corresponds to ecological

characteristics: “encrusting calcified algae” are those with prostrate thallus; “sub turf algae” are small then 5 cm, primary space holders forming limited vertical height turf on substrate, and could be ephemeral (in this case were called “sub turf ephemeral algae”), or with a calcified thallus (“sub turf calcified algae”); “turf algae”: algae forming more then 5 cm high turf on the substrate, characterized by a more or less or non calcified thallus (“turf non calcified algae”). Invertebrates were grouped as “boring”, “massive”, “encrusting”, “small”, “unitary” suspension\filter feeders, and “colonial predators”(see for details appendix).

1.2.1. Univariate analyses

The analysis of variance (ANOVA) carried out on the number of taxa and on the cover within the plot in order to test the effects of treatments in time shows a significant interaction for the term Plot($T \times E \times G$) ($F_{36, 648}=5.35$, $P=0.006$; $F_{36, 648}=2.59$, $P=0.007$). This is a very common outcome possibly reflecting processes operating at small spatial scale (centimeters – meters). Significant differences were found also for the term $T \times E \times G$ ($F_{8,36}=2.3$, $P=0.0422$; $F_{8,36}=4.93$, $P=0.0002$), suggesting that differences among treatments are not consistent in time. In other words, both the number of taxa and the cover by algae and invertebrates varies among different treatments and these differences vary not consistently in time. Conversely, for the number of functional groups, there is an effect of grazing changing with nutrient enrichment, consistently in time ($E \times G$, $F_{1,36}=4.5$, $P=0.0008$). These patterns are graphically represented in Fig 1.2.1a.

Tab 1.2.1a Results of the ANOVA conducted on the number of taxa (a), total cover (b) and number of functional groups, *p<0.05, **p<0.01, ***p<0.001

Source	Number of Taxa			Cover			Number of functional groups		
	df	MS	F	MS	F	MS	F	MS	F
Time = T	8	56.4316		112.7526	26.86	1.2389	4.09		
Enrichment = E	1	119.2347		2.221	0.53	2.3277	7.68		
Grazing = G	1	567.1125		590.227	140.61	17.0764	56.33 ***		
T x E	8	24.6316		18.8294	4.49	0.3032	5.52 ***		
T x G	8	59.0344	4.61***	15.9282	3.79**	0.5951	1.96		
E x G	1	26.8347	2.1	12.632	3.01	1.3628	4.5 ***		
T x E x G	8	29.4191	2.3*	20.6779	4.93 ***	0.3554	1.17		
Plot (T x E x G) = P	36	12.8069	5.35 ***	4.1977	2.59 ***	0.5121	1.69		
RES	648	2.3949		1.6226		0.055			
TOT	719								
Transformation		none		Sqrt(X+1)		Sqrt(X+1)			
Cochran's C		C = 0.0465 ns		C = 0.0598 **		C = 0.0438 ns			

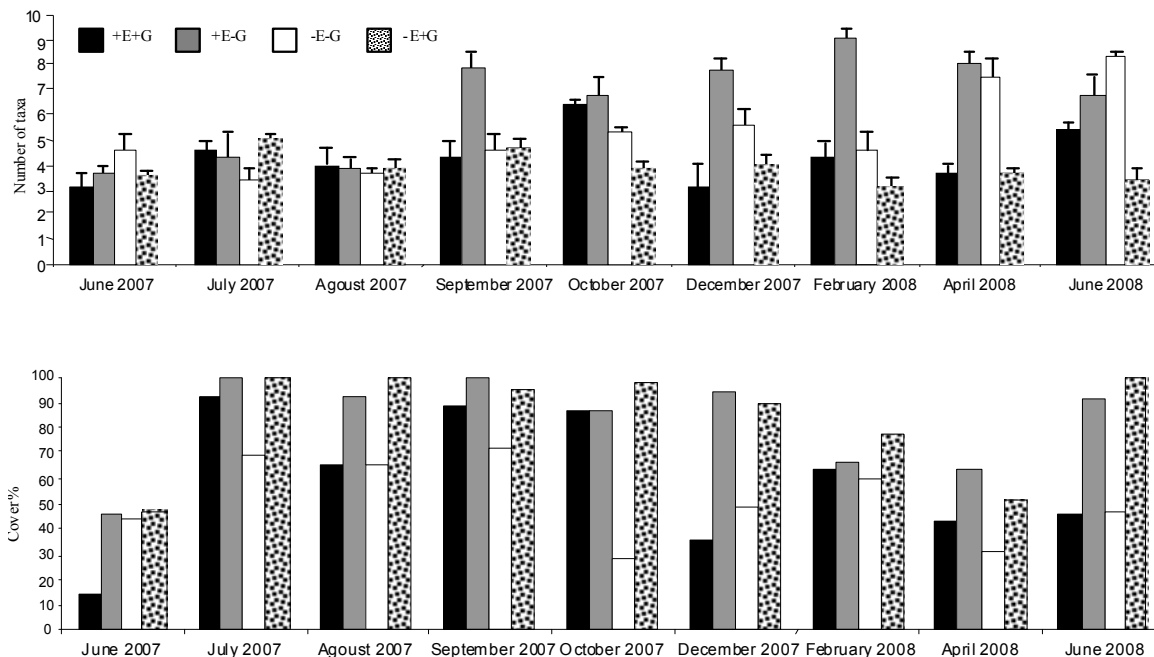


Fig.1.2.1a Mean of number of taxa and percentage cover in each combination of treatments in time. Black rectangle = Enrichment and Grazing, Grey rectangle = Enrichment no Grazing, White rectangle = no Enrichment no Grazing, White rectangle with black spot = controls.

As we can see in the representation above, the number of taxa in control plots (white rectangle with black spots), where grazing pressure and nutrient availability are not modified, didn't change persisting at low value. Percentage of cover of the rocky surface are conversely high, but it is mostly due to encrusting algae and boring invertebrates, typical of barren community.

1.2.2. Multivariate analyses

PERMANOVA (Table 1.2.2a) conducted to assess potential differences in the structure of assemblages subjected to different treatments, indicates significant differences between plots, $P(T \times F \times G)$. As already stressed, this is possibly due to the large variability caused by small scale processes (from competition to substratum heterogeneity).

The interaction of the two factors $E \times G$ was found significant, suggesting that the effect of nutrient enrichment changes in presence or absence of grazers. The estimation of the components of variance showed that the effect of grazing has an overwhelming importance in determining the differences observed. The *a posteriori* pair wise comparisons on the interaction term $E \times G$ (Tab 1.2.2b) revealed that the

factor enrichment strongly changes on the basis of the presence of grazers. The results were graphical represented in the nMDS (Fig 1.2.2a) of plot centroids.

Tab 1.2.2a PERMANOVA based on the Bray-Curtis dissimilarities on not transformed abundance data from 46 variables. Each test was based on 4999 permutations of appropriate units. The term used for the denominator mean square is given in the column MSdenom. The appropriate permutable units are indicated by the denominator mean square in each case and are shown in the final column (see Anderson and ter Braak 2003 for details).

Source	df	SS	MS	F	P	MSdenom
Time = T	8	3.94E+05	49194	8.7049	0.0002	P (T x E x G)
Enrichment = E	1	12098	12098	2.1408	0.0788	P (T x E x G)
Grazing = G	1	1.94E+05	1.94E+05	34.366	0.0002	P (T x E x G)
T x E	8	90267	11283	1.9966	0.0094	P (T x E x G)
T x G	8	1.24E+05	15466	2.7367	0.0002	P (T x E x G)
E x G	1	17470	17470	3.0914	0.022	P (T x E x G)
T x E x G	8	46972	5871.5	1.039	0.4212	P (T x E x G)
Plot (T x E x G) = P	36	2.03E+05	5651.3	6.4317	0.0002	RES
RES	648	5.69E+05	878.66			
TOT	719	1.65E+06				

Tab 1.2.2b Pair wise comparisons conducted for the term E x G for pairs of levels of factor E and than for factor G.

	t	P
Within level '+G' of factor 'Grazing'	3,5341	0,0002
Within level '+E' of factor 'Enrichment'	2,5441	0,0032




Fig 1.2.2a Non-metric multidimensional scaling ordinations (nMDS plots) on the basis of the Bray-Curtis dissimilarity measure of centroids of each plot. Black triangles = enriched and grazed plots, grey triangles = enriched no grazed plots, circle = no enriched no grazed plots, star = control areas so no enriched, grazed plots.

The SIMPER test (Tab 1.2.2c) revealed that turf forming algae are the principle responsible of dissimilarity between plots enriched without the effect of grazing and plots where grazers were not manipulated.

Tab 1.2.2c Summary of SIMPER analysis on taxa contributing to percentage dissimilarities between each treatments

Taxa	Treatments comparisons					
	+E+G			+E-G		-E+G
	+E-G	-E+G	-E-G	-E+G	-E-G	-E-G
Turf forming algae	27.94	25.1	29.9	26.54	29.8	29.3
<i>Cliona viridis</i>	12.95	17	13.9	13.25	14	13.8
ECR (Encrusting Calcified Rhodophytes)		14.3		10.94		10.7

PERMANOVA conducted on functional groups (Tab 1.2.2d), put in evidence significant differences between treatments in time ($F_{8,36}=1.92$, $P<0,05$). *A posteriori* test on the term Time \times Enrichment \times Grazing (Tab 1.2.2e) revealed that differences after one, four and twelve months depend on the factor Enrichment, while after two, six and ten by the factor Grazing as shown in the nMDS of plot centroids. In particular at the end of the 2007 (nMDS c,d) the recolonization in enriched plots, where grazing pressure has been removed is evident. Similar pattern were observed in spring of 2008 (nMDS e). After one year of experiment (nMDS f) difference become again evident between plots grazed and non grazed.

Tab 1.2.2d PERMANOVA based on the Bray-Curtis dissimilarities (no transformation) of the multivariate data of all functional groups identified

Source	df	SS	MS	F	P	MSdenom
Time = T	8	2.90E+05	36254	9.7459	0.0002	A (T x E x G)
Enrichment = E	1	21118	21118	5.6769	0.0042	A (T x E x G)
Grazing = G	1	1.92E+05	1.92E+05	51.55	0.0002	A (T x E x G)
T x E	8	54287	6785.9	1.8242	0.0236	A (T x E x G)
T x G	8	1.09E+05	13669	3.6745	0.0002	A (T x E x G)
E x G	1	10105	10105	2.7163	0.0488	A (T x E x G)
T x E x G	8	57031	7128.8	1.9164	0.0192	A (T x E x G)
Area (T x E x G) = A	36	1.34E+05	3720	4.1692	0.0002	RES
RES	648	5.78E+05	892.25			
TOT	719	1.45E+06				

Tab 1.2.2e Summary of the *a posteriori* test on the PERMANOVA output. Here only the significant test P ($p < 0.01$) are reported (Monte Carlo –MC- asymptotic P values were used given the small number of unique permutations). See values of time 1, 2, 4, 5, 7, 8 in the following nMDS.

Pair wise comparisons for the term 'TxExG'					
For pairs of levels of factor 'Enrichment'			For pairs of levels of factor 'Grazing'		
	t	P(MC)		t	P(MC)
Time 1. +G	3.6952	0.018	Time 1. - E	3.807	0.0189
			Time 2. + E	3.1485	0.0226
			Time 2. - E	2.6113	0.0278
Time 4. + G	5.3635	0.0014	Time 4. - E	8.9327	0.0004
			Time 5. + E	4.2659	0.002
			Time 5. - E	2.4621	0.0465
			Time 7. + E	3.6692	0.0034
			Time 7. - E	2.8999	0.0116
Time 8. -G	2.5867	0.026	Time 8. + E	9.2454	0.0006
			Time 8. - E	4.1731	0.0118

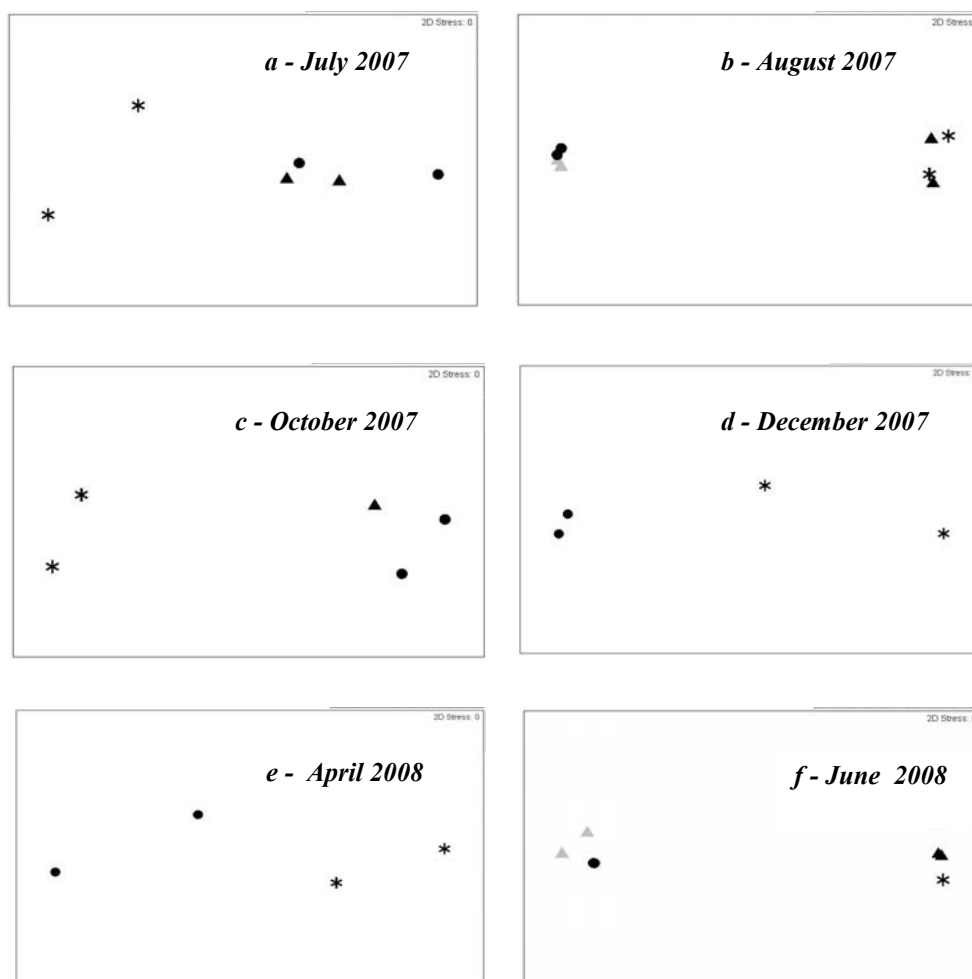


Fig 1.2.2b Non-metric multidimensional scaling ordinations (nMDS plots) on the basis of the Bray-Curtis dissimilarity measure of centroids of each plot. a = Time 1, b= Time 2, c = Time 4, d= Time 5, e = Time 7, f= Time 8. Black triangles = enriched and grazed areas, grey triangles = enriched no grazed areas, circle = no enriched no grazed areas, star = control areas, grazed areas.

The principal groups responsible of major changes revealed by the dissimilarity percentage in the SIMPER analysis (Tab 1.2.2f), are compared across treatments in Fig. 1.2.2 c. The figure reports results from sampling times that the analyses revealed informative in showing recolonization pattern of the benthic assemblages. For the graphical representation of cover, also the percentage of the variable bare rock (BR) was considered.

Tab 1.2.2f Summary of SIMPER analysis on taxa contributing to percentage dissimilarities between each treatments. STEA = Sub Turf Ephemeral Algae, BSFF = Boring Suspension/Filter Feeders, ECA = Encrusting Calcified Algae, MA = Mucillagenous Algae, TnCA = Turf non Calcified Algae, TCA = Turf Calcified Algae

TIME 1						
Functional group	+E+G		-E+G		-E-G	
	-E+G	-E-G	-E-G	-E+G	-E-G	-E-G
STEA	59.88	47.58				57.77
BSFF	20.7	21.93				18.71
ECA	17.06	20.33				17.39

TIME 2						
Functional group	+E+G			+E-G		-E+G
	+E-G	-E+G	-E-G	-E+G	-E-G	-E-G
STEA	45.35	45.74	39.68	45.28	38.97	39.68
BSFF	18.03	28.74	18.16	18.04	26.01	17.77
MA	17.55		24.44	17.28	26.8	24.31
ECA	15.05	23.05	13.58	16.43		15.15

TIME 4						
Functional group	+E+G		-E+G		-E-G	
	-E+G	-E-G	-E-G	-E+G	-E-G	-E-G
STEA	68.95	58.31				79.17
BSFF	16.1	17.55				11.45
ECA			10.59			

TIME 5						
Functional group	+E+G			+E-G		-E+G
	+E-G	-E+G	-E+G	-E+G	-E-G	-E-G
STEA	62.71	36.19	68.01	59.15		46.11
BSFF	16.55	42.69	19.45	19.33		22.61
ECA	7.25	18.9				10.7
TnCA	6.82					

TIME 7						
Functional group	+E+G			+E-G		-E+G
	+E-G	-E+G	-E-G	-E+G	-E-G	-E-G
ECA	23.69	50.81	30.2	15.52	19.11	19.24
BSFF	19.5	45.02	29.63	19.49	25.18	31.59
TnCA	18.93			21.62	16.59	10.91
STEA	18.54		15.89	21.15	16.13	19.31
TCA	14.61				15.67	

TIME 8					
Functional group	+E+G		+E-G		-E+G
	+E-G	-E+G	-E-G	-E+G	-E-G
STEAs	54.38	60.3	53.64	34.83	60.88
ECA	19.44	47.6	19.19	14.73	14.45
TCA	11.56		11.53	18.15	
BSFF	10.11	47.35	9.8	15.72	28.05
STA					4.64

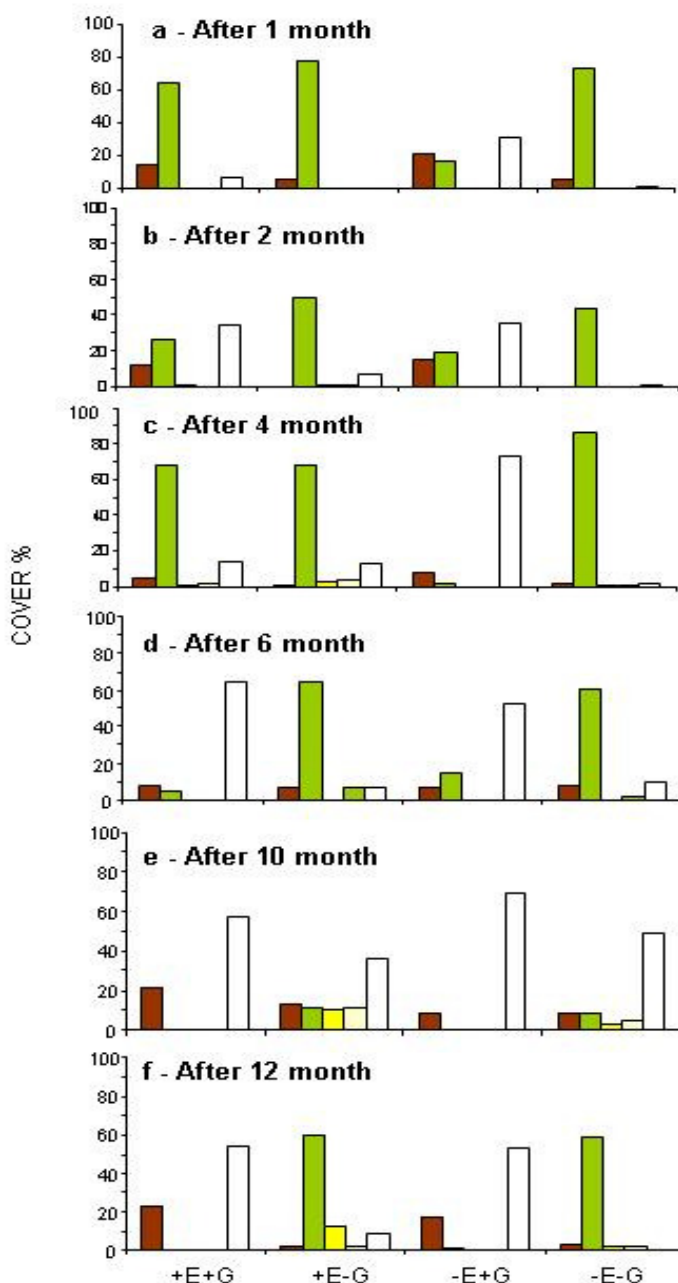


Fig 1.2.4. Mean coverage of principle functional group across treatment and time. Green rectangle= STEAs, Brown rectangle = ECA, Yellows rectangle = TCA, Pink rectangle = TnCA, White rectangle = Bared rock.

One month after the beginning of the experiment, in plots with nutrient enrichment and without grazing pressure, ephemeral algae (STEA Sub Turf Ephemeral Algae) covered almost completely the total rocky surface, reducing the percentage of bare rock. This pattern persists for four months, when grazers drastically reduce the coverage of turf forming species, where nutrients availability was not modified. During the spring of the 2008 cover of turf is reduced to very low values. Turf calcified algae (TCA like *Padina pavonica*) and turf non calcified algae (TnCA) like *Dyctiota dichotoma* and *Laurencia* spp. become dominant. These are species typically characterizing initial colonization patterns of macroalgal community of rocky habitats.

Discussions and conclusions

In the marine realm, besides the lack of reliable historical records about what pristine systems may have looked like (Bulleri et al. 2007), assessment and interpretation of ecological impacts is compromised by the tendency of current scientific and management practices to consider the effects of individual threats in isolation. Attempts to address the increasing diversity and intensity of anthropogenic stressors should first recognize that human activities are acting at multiple temporal and spatial scales, making it particularly difficult to quantify past historical changes and present human effects and to predict future changes in biodiversity (McLeod et al. 2005).

Effects of multiple stressors can lead to the loss of resilience and an increased risk of regime shifts, which are often long lasting and difficult to reverse (Hughes 1994; Hughes et al. 2003; Hughes et al. 2005; Casini et al. 2009). Regime shifts are also currently difficult to predict (de Young et al. 2008), but implications in highly impacted ecosystems are clear: they result in homogenization of communities and ecosystems due to reductions in foodweb complexity, diversity within functional groups and biogenic habitat structure, as well as decreases in the size of organisms. Localized human perturbations combined with new threats such as climate change, invasive species and ocean acidification all contribute to generating new regimes of disturbances that are expected to greatly affect the stability and productivity of marine coastal ecosystems.

Despite the occurrence of the date mussel fisheries in the Mediterranean and its huge and significant impact on subtidal communities (Fraschetti et al. 2001; Guidetti et al. 2003; Guidetti and Boero 2004; Guidetti et al. 2004), knowledge about patterns of recovery of disturbed assemblages affected by this impact is still scarce. Date mussel fishery is not the only source of disturbance in Apulia. Very few experimental studies on marine communities had tried to understand how multiple stressors operating at different spatial scales affect the recovery of disturbed assemblages (Hughes and Connell 1999; Gardner 2005; Crain et al. 2008). Natural coastal systems are constantly affected by different source of disturbance so preserving the resilience of ecosystems should be an essential component of all conservation strategies, since disturbances most of times cannot be prevented (Knowlton 2004). One of the most important challenges of experimental ecology is to take into account

the complexity of the phenomena involved in marine environment and try to quantify the cumulative effects of the interaction of these processes, including human threats. Worm and Lotze (2006) tried to assess the interactive effects of eutrophication and grazing, considering these two processes as crucial in explaining community dynamics and recovery patterns of the rocky subtidal subject to anthropogenic pressures. Grazers are important in controlling algal bloom, but they cannot always definitively counter the effects of eutrophication. McClanahan et al. (2003), as other authors, conducted experiments to quantify which were the driving factors in coral reefs responsible of a shift from assemblages at high diversity to assemblages at low diversity and dominated by algae. They concluded that responsible of the shift is the interaction between the intake of nutrients and the grazing responsible of the control of algal communities and the structure and function of corals.

In the Marine research Station of Solbergstrand, Bokn et al. (2002) examined the response of rocky shore ecosystems to increased nutrient availability in eight land-based mesocosms. The growth rate of the periphyton and fast-growing macroalgae communities was stimulated by nutrient enrichment, while the response was less evident among perennial fucoids. Their results showed that the total system metabolism tended to increase slightly, but not significantly, with increased nutrient loading.

Jara et al. (2006) tried to assess the interactive effects of disturbance and nutrient enrichment at two sites on the coast of Brazil with widely different trophic condition (1 oligotrophic and 1 eutrophic). Their results revealed site-specific diversity-driving processes in the absence of disturbance. Nutrient enrichment increased total species richness and algal species richness in particular, but only at the oligotrophic site. Such interactive effects of disturbance and productivity on diversity confirm the general predictions of the Intermediate Disturbance Hypothesis Models (Sousa 1979). This study indicates that interactive effects of 'bottom-up' and 'top-down' processes may explain more of the variation in community diversity than the separate models of disturbance–diversity and productivity–diversity relationships.

Another important factorial field experiment was conducted by Korpinen et al (2007). They manipulated nutrient levels and herbivory at two sublittoral depths and measured macroalgal colonization and the following young assemblage during the growing season. At the community level, grazing reduced algal colonization, though the effect varied with depth and its interaction with nutrient availability varied in

time. In shallow water, for example, the total density of macroalgae increased in response to nutrient enrichment, but the ability of grazers to reduce macroalgal density also increased with the nutrient enrichment, and thus, the community could not escape from the top-down control. Their conclusions support the concept that temporal and spatial variability in both top-down and bottom-up control and in their interaction, especially along the depth gradient, may be crucially important for increasing diversity and for the successional dynamic in a rocky sublittoral environment. Guerry (2008) used rocky intertidal macroalgal communities to examine the effects of limpet grazing and nutrient enrichment on algal diversity throughout two years of succession revealing that grazing effects varied in time. During the first year, grazing effects were context-dependent with limpets resulting in lower species richness, especially at the highest level of limpet density. However, at the highest level of limpet density, high enrichment counteracted the negative effect of limpets such that diversity was similar to that in treatments with lower limpet densities. In the second year, grazing generally decreased richness values, regardless of enrichment.

Also at temperate latitudes, sea urchins grazing can be considered a small-scale process crucial in shaping rocky assemblages. It can directly influence colonization patterns of many algal species. Specifically in Southern Apulia, grazing is considered the major responsible to maintain barrens of rocky substrates impacted by the destructive date mussel fishery (Boero et al. 1996; Fanelli et al. 1994; Guidetti et al. 2004). In our experiment, we have quantified the separate and combine effect of grazing and nutrient enrichment in shaping recovery trajectories of the hard substrate damaged by the date mussel fishery. To our knowledge this was the first experiment trying to quantify the relative importance of the two factors in the subtidal on experimental plots of this size.

The no take zone of the Marine Protected Area of Porto Cesareo, chosen as study site, represents an ideal experimental context, where barren extension cover the 80% of the protected location. Notwithstanding the present level of enforcement, the severely impacted rocky plateau still does not show signs of recovery of the benthic assemblages. This condition supported our decision to develop the experiment in this location, quantifying the recovery trajectories of already disturbed assemblages.

Enhanced nutrients availability regulates primary productivity and species composition in aquatic ecosystems (Worm et al. 2000) favour phytoplankton and

annual bloom forming algae. In many cases, nutrients supply is spatially and temporally variable, but occurs on large scale when derives from land run-off and wind-induced mixing and upwelling phenomena. Primary producers have evolved different strategies to exploit heterogeneity in nutrient supply. Microalgae and filamentous macroalgae have a relatively high surface area to volume ratio that results in rapid nutrient uptake and fast growth (Hein et al. 1995), but low nutrient storage capacity (2 to 8 days for filamentous algae). Perennial, canopy-forming macroalgae have thick, corticated thalli, and low surface area to volume ratios. They have slower nutrient uptake and growth rates, but higher nutrient storage capacities compared with phytoplankton and filamentous algae (weeks to several months , Pedersen and Borum 1996).

Our results suggest that grazing and nutrient enrichment could interact on biodiversity recovery and that oligotrophic conditions can be particularly critical in case of habitat destruction and fragmentation, as in our case.

Under non-enriched conditions and in presence of initially disturbed assemblages, herbivores exert a crucial role on biodiversity patterns, strongly limiting the potential of recovery of benthic assemblages. In such disturbed systems, recovery fails because of the presence of grazers. These results are partially strengthened with those already obtained from previous works that studied the effect of natural disturbance (Sala and Graham 2002; Guidetti et al. 2003).

Nutrient enrichment enhances the resilience of the system with the substantial disappearance of the barren. However, assemblages were still mostly characterized by algal turf when combined with grazing activity. Recolonization by macroalgae occurred only when grazing activity is removed. In particular, in those plots where grazing was removed and nutrients were enhanced, there was a gradual increase over time of the number of taxa, which implies a change in the structural diversity of the benthic assemblages. In contrast, where only the pressure of grazing was eliminated, the number of taxa generally did not exceed the maximum value obtained adding nutrients and removing sea urchins. If we consider results of percentage cover, in some cases the maximum value (100%) had been reached, but, for example after one month from the beginning of the experiment, this value was determined by a low diversity assemblage constituted by unicellular algae and seaweed mucilaginous, often opportunistic species able to maximize the use of resources in the environment.

Results shows that differences between the assemblages under different driver effects strictly reflect the functional role of some algal species. The use of functional groups across different taxa that coexist in the same habitat surely provides the possibility to better understand and quantify community dynamics.

These results are supported by the functional composition of the assemblages observed. After one month from the beginning of the experiment, in the enriched plots, assemblages were characterized by ephemeral algae called STEA. This is a fairly common result, occurring during the first step of recolonization of a disturbed substrate, followed by a successive colonization and by an increase of structural and functional complexity. In presence of grazers, colonization processes do not go further the presence of algal turf. Recolonization by macroalgae (such as *Anadyomene stellata* and Dycliotales) occurred only when grazing activity is removed. Under these conditions, after ten months from the beginning of the experiment, the cover of turf is reduced to very low values, while turf calcified algae (TCA like *Padina pavonica*) and turf non calcified algae (TnCA) like *Dycliota dichotoma* and *Laurencia* spp, become apparent revealing first sign of recolonization patterns. In these plots where grazing was removed and nutrients were enhanced, there was a gradual increase over time of the number of taxa, which implies a change in structural diversity of benthic assemblages. By contrast, where the pressure of grazing was eliminated, the increase in the number of taxa was less apparent. If we consider the percentage cover at plot scale, the 100% had been occasionally reached. However, after one month from the beginning of the experiment, this value was reached only by low diversity assemblages constituted by unicellular algae and mucilaginous seaweed, mostly opportunistic taxa maximizing resources in the environment.

These results are supported by the functional composition of the assemblages. In the enriched plots, after one month from the beginning of the experiments, assemblages are represented by ephemeral algae called STEA. This is a fairly common result during the first steps of recolonization of a disturbed substrate, followed by a successive colonization and by an increase in the structural and functional complexity.

Our results stress that one year could be enough to see evident signs of restorations in a disturbed assemblage. When recolonization is completely dependent on propagules arriving from outside the patch, recovery is expected to be generally slower than in

situation where vegetative regeneration plays a substantive role in regeneration (Connell and Slatyer 1977; Sousa 2001).

Our results support the theory that, locally (from a few meters to kilometres), an increase in productivity through the addition of nutrients reduces the specific diversity (DiTommaso and Aarsen, 1989; Schindler 1990), according to the resources heterogeneity hypothesis (RHH Tilman, 1987; Rosenzweig and Abramsky, 1993; Gough et al. 2000). When the average quality of habitat increases, it should increase the spatial variability and the diversity of resources, and hence the productivity and the diversity. After a certain level, however, there is a reduction of the heterogeneity of resources and therefore of diversity, with the increase of competitive species that are favoured under these conditions (Hall et al. 2000). Recolonization processes are crucial in allowing the recovery of a strongly disturbed habitat, highly simplified, with low levels of primary and secondary productivity and low diversity of fish and benthic species.

At the beginning of the experiment, we expected that the control exerted by grazers in enriched conditions on the opportunistic species favoured by more favourable trophic conditions, would have allowed the successive establishment of macroalgal communities, increasing local diversity. This response could have been interpreted as a synergistic effect of interactive drivers (Crain et al. 2008). Our results instead, suggest that nutrient enrichment and sea urchins grazing act as antagonist stressors in influencing pattern of recolonization of disturbed habitats. Other studies showed that stressor pairs can have additive-cumulative effects, but almost as many had antagonistic or synergistic cumulative effects. Antagonistic stressors, in particular, create management challenges, as all or most stressors would need to be eliminated to see substantial recovery, except in those cases where the antagonism is driven by a dominant stressor (Folt et al. 1999), so that mitigation of that stressor alone would substantially improve the state of species or communities. Synergisms, in contrast, may respond quite favourably to removal of a single stressor as long as the system has not passed a threshold into an alternative state.

In conclusion, our study confirm that ocean management can no longer focus on single-sector issues that address individual stressors (Halpern et al. 2007), but must incorporate cumulative stressor effects (Crain 2008) and that restoration of our system can be a difficult task.

Field experiments have the potential to analyze causes and effects of multiple drivers at ecosystems (Binkley and Vitousek 1991; Worm et al. 2000a; Morris and Keough 2003; McClanan et al. 2003; Russell and Connell 2006). Our experimental study is likely to provide useful indications to formulate methodology to promote systems resilience and system recovery of assemblages both in oligotrophic and eutrophic conditions, supporting the natural resource management and the implementation of new conservation strategies of marine environment.

Our experimental study is likely to provide useful indications to promote systems resilience and system recovery of assemblages under different trophic conditions, supporting the management of natural resources and the implementation of new conservation strategies of marine environment.

RINGRAZIAMENTI - AKNOWLEGMENTS


In ogni fase di sviluppo di questo studio, ho potuto contare sulla collaborazione di molte persone che voglio ringraziare. Ringrazio il prof Alberto Basset per la sua costante disponibilità al confronto sulle tematiche ecologiche affrontate in questo lavoro; la dott.ssa Annita Fiocca e i suoi collaboratori (le dott.sse Elena Stanca e Tina Mastrolia e il dott Luca Mazzola) (Laboratorio di Ecologia), per aver condotto le analisi di laboratorio sui campioni d'acqua e il prof Paolo Fanizzi e il dott. Danilo Migoni (Laboratorio di Chimica generale), per aver messo a disposizione tempo, strumentazione e soprattutto competenza per una parte di queste analisi; lo staff dell'Area Marina Protetta di Porto Cesareo, il Direttore Paolo D'Ambrosio ed i suoi collaboratori Sergio Fai e Graziano Maccagno per aver garantito sempre mezzi e assistenza sul campo, durante tutte le attività di campionamento.

Un ringraziamento particolare ed affettuoso è rivolto ai collaboratori del laboratorio di Zoologia e Biologia Marina di questo Dipartimento, per aver coadiuvato in varie occasioni le attività di campionamento e di elaborazione dei dati: a Christian Vaglio, insostituibile compagno di mare e collaboratore sul campo; i dott. Fausto Pizzolante, Stanislao Bevilacqua e Giuseppe Guarnieri, per aver coadiuvato e supportato questo lavoro in molti momenti con competenza e soprattutto sincera stima; le dott.sse Fabiola Bruno e Rita Sayoun per l'aiuto nel riconoscimento delle specie.

Ringrazio inoltre il prof Ferdinando Boero per l'entusiasmo mostrato per questo progetto di ricerca sin dall'inizio e il dott Antonio Terlizzi per il costante sostegno e l'attiva collaborazione soprattutto nella fase di implementazione.

Un ringraziamento che sa di riconoscenza lo devo al dott. Paolo Guidetti e alla dott.ssa Simona Bussotti, per aver contribuito fortemente allo sviluppo delle mie potenzialità e alla realizzazione di molti miei obiettivi formativi.

In fine posso dire che affrontare una tematica ecologica così affascinante e complessa come quella delle interazioni di stress multipli, in un contesto ambientale fortemente compromesso dall'azione devastante delle attività antropiche, ma altrettanto particolare e unico, è stato possibile solo grazie alla professionalità e alle competenze della dott.ssa Simonetta Frascetti, tutor di questo dottorato di ricerca.

Si ringrazia la AGRIGARDEN snc – Brindisi per aver fornito il fertilizzante OSMOCOTE-PRO Controller Release Fertilizer 18-7-10, .

References

- Adger, W. N., Hughes, T. P., Folke, C., Carpenter, S., and Rockström, J., 2005. Social-ecological resilience to coastal disasters. *Science* 309 (5737): 1036-1039.
- Abrams, P.A., 1995. Monotonic or unimodal diversity-productivity gradients: what does competition theory predict? *Ecology* 76 : 2019-2127.
- Airoidi, L., and M. W. Beck., 2007. Loss, status and trends for coastal marine habitats of Europe. *Oceanography and Marine Biology*, 45:345-405.
- Airoidi, L., 1998. Roles of disturbance, sediment stress, and substratum retention on spatial dominance in algal turf. *Ecology*, 79:2759–2770.
- Airoidi, L., 2000. Effects of disturbance, life histories, and overgrowth on coexistence of algal crusts and turfs. *Ecology*, 81: 798–814.
- Airoidi L., Balata D., Beck M.W., 2008. The Gray Zone: relationships between habitat loss and marine diversity and their applications in conservation. *J. Exp. Mar Biol. Ecol.* 366: 8-15
- Alongi, D. M., 2002. Present state and future of the world's mangrove forests. *Environmental Conservation* 29:331-349.
- Andrew, N. L., 1993. Spatial Heterogeneity, Sea-Urchin Grazing, and Habitat Structure on Reefs in Temperate Australia. *Ecology* 74:292-302.
- Andrew, N.L., Stocker, L.J., 1986. Dispersion and phagokinesis in the echinoid *Evechinus chloroticus* (Val.). *Journal of Experimental Marine Biology and Ecology* 100, 11–23.
- Andrew, N.L., Underwood, A.J., 1993. Density-dependent foraging in the sea urchin *Centrostephanus rodgersii* on shallow subtidal reefs in New South Wales, Australia. *Marine Ecology Progress Series* 99:89-98
- Arévalo, R., Pinedo, S., Ballesteros, E., 2007. Changes in the composition and structure of Mediterranean rocky-shore communities following a gradient of nutrient enrichment: Descriptive study and test of proposed methods to assess water quality regarding macroalgae. *Marine Pollution Bulletin*, 55: 104–113
- Aronson, R. B., W. F. Precht, I. G. Macintyre, and T. J. T. Murdoch. 2000. Ecosystems - Coral bleach-out in Belize. *Nature* 405:36-36.
- Altman, S. and Withlach, R.B. 2007. Effects of small-scale disturbance on invasion success in marine communities. *Journal of Experimental Marine Biology and Ecology*, 342: 15-29.
- Andrew, N.L. and Stocker, L.J., 1986. Dispersion and phagokinesis in the echinoid *Evechinus chloroticus* (Val.). *Journal of Experimental Marine Biology and Ecology*, 100: 11–23.
- Andrew, N.L. and Underwood, A.J., 1989. Patterns of abundance of the sea urchin *Centrostephanus rodgersii* (Agassiz) on the central coast of New South Wales, Australia. *Journal of Experimental Marine Biology and Ecology*, 131: 61–80.
- Arévalo, R., Pinedo, S., Ballesteros, E., 2007. Changes in the composition and structure of Mediterranean rocky-shore communities following a gradient of nutrient

- enrichment: Descriptive study and test of proposed methods to assess water quality regarding macroalgae. *Marine Pollution Bulletin*, 55: 104–113.
- Aronson, R. B., Precht, W. F., Macintyre, I. G., Murdoch, T. J. T.. 2000. Ecosystems - Coral bleach-out in Belize. *Nature* 405:36-36.
- Arrontes, J., 1990. Diet, food preference and digestive efficiency in intertidal isopods inhabiting macroalgae. *Journal of Experimental Marine Biology and Ecology*, 139: 231–249.
- Asmus, R.M. and Asmus, H., 1991. Mussel beds: limiting or promoting phytoplankton? *Journal of Experimental Marine Biology and Ecology*, 148:215–232
- Auerbach, S. I. 1981. Ecosystem response to stress: a review of concepts and approaches. In: Barrett, G. W. and Rosenberg, R. (eds), *Stress effects on natural ecosystems*. John Wiley and Sons Ltd, pp. 29/41.
- Ayre, D. and Hughes, T.P., 2004. Climate change, genotypic diversity and gene flow in reef-building corals. *Ecology Letters* 7, 273–278
- Ballesteros, E., 1992. Els vegetals i la zonació litoral: espècies, comunitats i factors que influeixen a la seva distribució, *Arxius de la Secció de Ciències CI. Institut d'Estudis Catalans, Barcelona*, 616.
- Balmford, A., Green, R.E. and Jenkins, M., 2003. Measuring the changing state of nature. *Trends in Ecology and Evolution* 18, 326–330.
- Bamstedt, U., Nejstgaard, J.C., Solberg, P.T., 1999. Utilisation of small-sized food algae by *Calanus finmarchicus* (Copepoda, Calanoida) and the significance of feeding history. *Sarsia*, 84: 19–38.
- Ban, N. and Alder, J., 2008. How wild is the ocean? Assessing the intensity of anthropogenic marine activities in British Columbia, Canada. *Aquat. Conserv. Mar. Freshwat. Ecosyst.*, 18, 55–85.
- Barmawidjaja, D.M., Van der Zwaan, G.J., Jorissen, F.J., Puskarić, S. 1995. 150 years of eutrophication in the northern Adriatic Sea: evidence from a benthic foraminiferal record. *Marine Geology* 122:367–384
- Barrett, G. W., G. M. Van Dyne, and O. E. P. 1976. Stress ecology. *BioScience* 26:192-194.
- Bavestrello, G., Bianchi, C.N., Calcinai, B., Cattaneo-Vietti, R., Cerrano, C., Morri, C., Puce, S. and Sarà, M., 2000. Bio-mineralogy as a structuring factor for marine epibenthic communities. *Marine Ecology Progress Series*, 193: 241–249.
- Beck, M.W., Heck, K.L., Jr., Able, K.W., Childers, D.L., Eggleston, D.B., Gillanders, B.M., Halpern, B., Hays, C.G., Hoschino, K., Minello, T.J., Orth, R.J., Scheridan, P.F. and Weinstein, M.P. 2001. The identification, conservation, and management of estuarine and marine nurseries for fish and invertebrates. *BioScience* 51, 633–641.
- Becker, M.E., 1996. The effect of nutrient loading on benthic microalgae biomass and taxonomic composition. MS Thesis, University of North Carolina at Wilmington. 29pp.
- Beisner, B.E., 2001. Plankton community structure in fluctuating environments and the role of productivity. *Oikos*, 95: 496–510.

- Belsher, T., 1974. Séquence des effets d'un égout urbain, en fonction de l'éloignement de la source de pollution, sur les peuplements photophiles de mode battu (fraction algale); premiers résultats. *Bulletin Société Phycologie de France*, 19: 158–163.
- Benedetti-Cecchi, L., Cinelli, F., 1994. Recovery of patches in an assemblage of geniculate coralline algae: variability different successional stages. *Marine Ecology Progress Series*, 110: 9–18.
- Benedetti-Cecchi, L. and Cinelli, F., 1995. Habitat heterogeneity, sea urchin grazing and the distribution of algae in littoral rock pools on the west coast of Italy (western Mediterranean). *Marine Ecology Progress Series*, 126: 203–212.
- Bengtsson, J., 1998. Which species? What kind of diversity? Which ecosystem function? Some problems in studies of relations between biodiversity and ecosystem function. *Applied Soil Ecology* 10, 191–199.
- Bergeron, P. and Bourget, E., 1986. Shore topography and spatial partitioning of crevice refuges by sessile epibenthos in an ice disturbed environment. *Marine Ecology Progress Series*, 28: 129–145.
- Berkes, F. et al. , 2003. *Navigating Social–Ecological Systems: Building Resilience for Complexity and Change*, Cambridge University Press
- Berner, D., Blanckenhorn, W.U., Korner, C., 2005. Grasshoppers cope with low host plant quality by compensatory feeding and food selection: N limitation challenged. *Oikos*, 111: 525–533.
- Beverton, R. J. H., and Holt, S. J., 1993. *On the dynamics of exploited fish populations*. Fish and fisheries series (Vol. 11, 533 p.). London, UK: Chapman and Hall.
- Bevilacqua, S., Terlizzi, A., Fraschetti, S., Russo, G.F., Boero, F., 2006. Mitigating human disturbance: can protection influence trajectories of recovery in benthic assemblages? *Journal of Animal Ecology*, 75: 908–920.
- Bianchi, C.N. and Peirano, A., 1995. *Atlante delle Fanerogame Marine della Liguria. Posidonia oceanica e Cymodocea nodosa*. La Spezia: ENEA CRAM, Segraf.
- Biles, C.L., Paterson, D.M., Ford, R.B., Solan, M., Raffaelli, D.G., 2002. Bioturbation, ecosystem functioning and community structure. *Hydrology and Earth Systems Sci.* 6, 999–1005.
- Blanck H 2002 A critical review of procedures and approaches used for assessing pollution-induced community tolerance (PICT) in biotic communities. *Human Ecology and Risk Assessment*, 8, 1003–1034.
- Bokn, T. L., Moy, F. E., Walday, M., 1996. Improvement of the shallow water communities following reductions of industrial outlets and sewage discharge in the Hvaler estuary, Norway. *Hydrobiologia* 326/327, 297-304.
- Bokn, T.L., Duarte, C.M., Pedersen, M.F., Marba, N., Moy, F.E., Barron, C., Bjerkgeng, B., Borum, J., Christie, H., Engelbert, S., Fotel, F.L., Hoell, E.E., Karez, R., Kersting, K., Kraufvelin, P., Lindblad, C., Olsen, M.A., Sanderud, K.A., Sommer, U., Sorensen, K., 2003. The response of experimental rocky shore communities to nutrient additions. *Ecosystems* 6, 577– 594.

- Borer, E.T., Halpern, B.S. and Seabloom, E.W. 2006. Asymmetry in community regulation: effects of predators and productivity. *Ecology*, 87, 2813–2820.
- Borowitzka, M.A., 1972. Intertidal algal species diversity and the effect of pollution. *Australian Journal of Marine and Freshwater Research*, 23: 73–84.
- Botsford LW, Castilla JC, Peterson CH 1997. The management of marine ecosystems. *Science* 277.509-515
- Bourget, E., De Guise, J., Daigle, G., 1994. Scales of substratum heterogeneity, structural complexity, and the early establishment of a marine epibenthic community. *Journal of Experimental Marine Biology and Ecology*, 181:31–51.
- Boyer, K.E., Fong, P., Armitage, A.R., Cohen, R.A., 2004. Elevated nutrient content of tropical macroalgae increases rates of herbivory in coral, seagrass, and mangrove habitats. *Coral Reefs*, 23: 530–538.
- Bracken, M.E.S. and Stachowicz, J.J., 2007. Top-down modification of bottom-up processes: selective grazing reduces macroalgal nitrogen uptake. *Marine Ecology Progress Series*, 330: 75–82.
- Bray, J.R., Curtis, J.T., 1957. An ordination of the upland forest communities of Southern Wisconsin. *Ecological Monograph*, 27: 325–349.
- Breitburg, D. L., 1996. Consumer mobility and the relative importance of consumption and competition following physical disturbance. *Marine Ecology-Progress Series* 138:83-92
- Breitburg, D. L., Baxter, J., Hatfield, C., Howart, R.W., Jones, G., Lovett, G.M., Wigand, C., 1998. Understanding effects of multiple stressors: Ideas and challenges, 416-431. In M. Pace and R Groffman (eds.), *Successes, Lnnitations and Frontiers in Ecosystem Science*. Springer, New York.
- Bridges, T.S., Heppell, S., 1996. Fitness consequences of maternal effects in *Streblospio benedicti* (Annelida: Polychaeta). *Am. Zool.* 36, 132–146.
- Bruno, J.F. and Bertness, M.D., 2001. Habitat modification and facilitation in benthic marine communities. In: Bertness, M.D., Hay, M.E., Gaines, S.D. (Eds.). *Marine community ecology*, 201-218.
- Bryant, D., Burke, L., McManus, J., Spalding, M., 1998. *Reefs at Risk: A Map-Based Indicator of Threats to the World's Coral Reefs*. World Resources Institute, Washington, DC.
- Bulleri, F. and Benedetti-Cecchi, L., 2006. Mechanisms of recovery and resilience of different components of mosaics of habitats on shallow rocky reefs. *Oecologia*, 149:482–492.
- Bulleri, F., Benedetti-Cecchi, L., Cinelli, F., 1999. Grazing by the sea urchins *Arbacia lixula* L. and *Paracentrotus lividus* Lam. in the Northwest Mediterranean. *Journal of Experimental Marine Biology and Ecology*, 241:81–95.
- Bulleri, F., Bertocci, I., Micheli, F., 2002. Interplay of encrusting coralline algae and sea urchins in maintaining alternative habitats. *Marine Ecology Progress Series*, 243:101–109.
- Bulleri, F., Underwood, A.J. and Benedetti-Cecchi, L., 2007. The interpretation of ecological impacts in human-dominated environments. *Environmental Conservation* 34: 181–182.

- Burke, L., Kura, Y., Kassem, K., Revenga, C., Spalding, M. and Mc Allister, D. 2001. Pilot Analysis of Global Ecosystems. Coastal Ecosystems. Washington.
- Burkepile, D.E. and Hay, M.E., 2006. Herbivore vs. nutrient control of marine primary producers: context-dependent effects. *Ecology*, 87, 3128–3139.
- Cancemi G., De Falco G., Pergent G., 2003. Effects of organic matter input from a fish farming facility on a *Posidonia oceanica* meadow. *Estuarine Coastal and Shelf Science*, 56(5–6): 961–968.
- Canning-Clode, J., Kaufmann, M., Molis, M., Wahl M., Lenz, M., 2008. Influence of disturbance and nutrient enrichment on early successional fouling communities in an oligotrophic marine system. *Marine Ecology*, 29:115-124.
- Cardoso, P. G., D. Raffaelli, and M. A. Pardal. 2008. The impact of extreme weather events on the seagrass *Zostera noltii* and related *Hydrobia ulvae* population. *Marine Pollution Bulletin* 56:483-492.
- Carpenter, R.C., 1984. Predator and population density control of homing and behaviour in the Caribbean echinoid *Diadema antillarum*. *Marine Biology*, 82: 101–108.
- Carpenter, S. R., and W. A. Brock. 2006. Rising variance: a leading indicator of ecological transition. *Ecology Letters* 9:311-318
- Carpenter, S.R., Kitchell, J.F., Hodgson, J.R., 1985. Cascading trophic interactions and lake productivity. *Bioscience* 35, 634e639.
- Carpenter, S.R. and J.F. Kitchell, editors. 1993. *The trophic cascade in lakes*. Cambridge University Press, Cambridge, England.
- Casini, M., J. Hjelm, J.-C. Molinero, J. Lıvgren, M. Cardinale, V. Bartolino, A. Belgrano, and G. Kornilovs. 2009. Trophic cascades promote threshold-like shifts in pelagic marine ecosystems. *Proceedings of the National Academy of Sciences* 106:197-202.
- Cattaneo-Vietti, R., Albertelli, G., Bavestrello, G., Bianchi, C.N., e 5 altri, 2002. Can rock composition affect sublittoral epibenthic communities? *Pubblicazioni della Stazione Zoologica di Napoli I: Marine Ecology*, 23:65–77.
- Ceccherelli, G. and Cinelli, F. 1997. Short-term effects of nutrient enrichment of the sediment and interactions between the seagrass *Cymodocea nodosa* and the introduced green alga *Caulerpa taxifolia* in a Mediterranean bay. *Journal of Experimental Marine Biology and Ecology*, 217: 165–177.
- Cencini, C. 1998. Physical processes and human activities in the evolution of the Po delta, Italy. *Journal of Coastal Research* 14, 774–793
- Chapin, F.S. III et al. (2000) Consequences of changing biodiversity. *Nature* 405, 234–242
- Chapman, M.G. and Underwood, A.J., 1998. Inconsistency and variation in the development of rocky intertidal algal assemblages. *Journal of Experimental Marine Biology and Ecology*, 224: 265–289.
- Chase, J.M. and Leibold, M.A., 2002. Spatial scale dictates the productivity–biodiversity relationship. *Nature*, 416: 427–430.

- Christensen, M. R., Graham, M. D., Vinebrooke, R. D., Findlay D. L., Paterson, M. J., Turner, M.A. 2006. Multiple anthropogenic stressors cause ecological surprises in boreal lakes. *Global Change Biology* 12:2316-2322
- Christensen N.L.jr 2008. Embracing diversity, embracing change. *Frontiers in Ecology and the Environment*, 6(8): 403-403.
- Ciesielski T., Wasik A., Kuklik I., Skora K., Namiesnik J., Szefer P. 2004. Organotin compounds in the liver tissue of marine mammals from the polish coast of the Baltic Sea. *Environmental Science and Technology*, 38: 1415–1420.
- Clarke, K.R. 1993. Non-parametric multivariate analyses of changes in community structure. *Australian Journal of Ecology*, 18: 117–143.
- Clark, R.B, Frid C., Attrill M. 1997. *Marine pollution*. 4th edition. Clarendon Press, Oxford, United Kingdom, 161.
- Cloern, J.E. 2001. Our evolving conceptual model of the coastal eutrophication problem. *Marine Ecology Progress Series*, 210: 223–253.
- Coleman, R.A., Browne, M., Theobalds, T. 2002. Small-scale spatial variability in intertidal and subtidal turfing algal assemblages and the temporal generality of these patterns. *Journal of Experimental Marine Biology and Ecology* 267:53–74
- Collie, J. S., Richardson, K. and Steele, J. H. 2004 Regime shifts: can ecological theory illuminate the mechanisms? *Progress in Oceanography*, 60: 281–302.
- Connell, J.H., 1978. Diversity in tropical rainforests and coral reefs. *Science*, 199: 1302–1310.
- Connell, J.H. and Keough, M.J., 1985. Disturbance and patch dynamics of subtidal marine animals on hard substrata. In: Pickett, S.T.A. and White, P.S. Editors, 1985. *The Ecology of Natural Disturbance and Patch Dynamics*. Academic Press, New York, 101–124.
- Cornwell, W.K. and Grubb, P.J., 2003. Regional and local patterns in plant species richness with respect to resource availability. *Oikos*, 100: 417–428.
- Conley, D. J., J. Carstensen, G. rtebjerg, P. B. Christensen, T. Dalsgaard, J. L. S. Hansen, and A. B. Josefson. 2007. Long-term changes and impacts of hypoxia in danish coastal waters. *Ecological Applications* 17:S165-S184
- Connell, J.H., 1978. Diversity in tropical rain forests and coral reefs. *Science* 199:1302–1309.
- Connell, J.H., Keough, M.J., 1985. Disturbance and patch dynamics of subtidal marine animals on hard substrata. In: Pickett, S.T.A., White, P.S. (Eds.), *The Ecology of Natural Disturbance and patch Dynamics*. Academic Press, Orlando Florida, pp. 125–151.
- Cornwell, W.K., Grubb, P.J., 2003. Regional and local patterns in plant species richness with respect to resource availability. *Oikos* 100:417–428
- Costanza, R., R. d'Arge, R. de Groot, S. Farber, M. Grasso, B. Hannon, K. Limburg, S. Naeem, R. V. O'Neill, J. Paruelo, R. G. Raskin, P. Sutton, and M. van den Belt. 1998. The value of the world's ecosystem services and natural capital. *Ecological Economics* 25:3-15.
- Costanza, R. 2001. *Institutions, Ecosystems, and Sustainability*, Lewis Publishers

- Cowen, R.K., Agegian, C.R., Foster, M.S., 1982. The maintenance of community structure in a Central California giant kelp forest. *Journal of Experimental Marine Biology and Ecology*, 64: 189–201.
- Crain, C. M., K. Kroeker, and B. S. Halpern. 2008. Interactive and cumulative effects of multiple human stressors in marine systems. *Ecology Letters* 11:1304-1315.
- Currie, D.J., 1991. Energy and large-scale patterns of animal- and plant-species richness. *American Naturalist*, 137:27–49.
- Danielsen F. et al. , *Science* 310, 643 (2005).
- Davidson, N.C., Laffoley, D.d., Doody, J.P., Way, L.S., Gordon, J., Key, R., Drake, C.M., Pienkowski, M.W., Mitchell, R. and Duff, K.L. 1991. *Nature Conservation and Estuaries in Great Britain*. Peterborough, U.K.: Nature Conservancy Council.
- Dayton, P.K., 1971. Competition, disturbance, and community organization—provision and subsequent utilization of space in a rocky intertidal community. *Ecological Monographs*, 41: 351-389.
- Dayton, P.K., 1973. Dispersion, dispersal, and persistence of the annual intertidal alga *Postelsia palmaeformis* Ruprecht. *Ecology*, 54: 433–438.
- Dayton, P.K., Currie, V., Gerrodette, T., Keller, B.D., Rosenthal, R., Ven Tresca, D., 1984. Patch dynamics and the stability of some California kelp communities. *Ecol. Monogr.* 54, 253–289.
- Dayton, P.K., Tegner, M.J., Parnell, P.E., Edwards, P.B., 1992. Temporal and spatial patterns of disturbance and recovery in a kelp forest community. *Ecological Monographs*, 62: 421–445.
- Diaz, R.J. 2001. Overview of hypoxia around the world. *Journal of Environmental Quality* 30, 275–280.
- Diaz, S., Cabido, M., 2001. Vive la difference: plant functional diversity matters to ecosystem processes. *Trends Ecol. Evol.* 16, 646–655.
- Díez, I., Secilla, A., Santolaria, A., Gorostiaga, J.M., 1999. Phytobenthic intertidal community structure along an environmental pollution gradient. *Marine Pollution Bulletin*, 38: 463–472.
- DiTommaso, A. and Aarsen, L.W., 1989. Resource manipulations in natural vegetation: a review. *Vegetatio*, 84: 9–29.
- Duarte, C.M., 1995. Submerged aquatic vegetation in relation to different nutrient regimes. *Ophelia*, 41:87–112.
- Duarte, C.M. 2002. The future of seagrass meadows. *Environmental Conservation* 29, 192–206
- Duffy, J.E. and Harvilicz, A.M., 2001. Species-specific impacts of grazing amphipods in an eelgrass-bed community. *Marine Ecology Progress Series*, 223: 201–211.
- Duffy, J.E., Stachowicz, J.J., 2006. Why biodiversity is important to oceanography: potential roles of genetic, species, and trophic diversity in pelagic ecosystem processes. *Mar. Ecol. Prog. Ser.* 311, 179–189.
- Duggins, D.O., 1981. Sea urchins and kelp: the effects of short term changes in urchin diet. *Limnology and Oceanography*, 26: 391–394.

- EEA, 1999. Coastal and marine zones. Chapter 3.14. Environment in the European Union at the Turn of the Century. State of Environment report No 1/1999. Copenhagen: EEA.
- EEA, 2006. The Changing Faces of Europe's Coastal Areas. EEA Report 6/2006. Luxembourg: OPOCE.
- EEA. 1999a. Coastal and marine zones. Chapter 3.14. Environment in the European Union at the Turn of the Century. State of Environment report No 1/1999. Copenhagen: EEA.
- EEA. 1999b. Corine Land Cover (CLC1990) 250 m - Version 06/1999.
- EEA. 1999c. State and Pressures of the Marine and Coastal Mediterranean Environment. Environmental Issues Series 5. Luxembourg: OPOCE.
- EEA. 2001. Eutrophication in Europe's Coastal Waters. Topic Report 7. Copenhagen: EEA.
- EEA. 2002. Europe's Biodiversity — Biogeographical Regions and Seas.
- EEA. 2005. The European Environment — State and Outlook 2005. Copenhagen: EEA.
- EEA. 2006. The Changing Faces of Europe's Coastal Areas. EEA Report 6/2006. Luxembourg: OPOCE.
- Elmqvist, T., Folke, C., Nystrom, M., Peterson, G., Bengtsson, J., Walker, B., Norberg, J., 2003. Response diversity, ecosystem change, and resilience. *Front. Ecol. Environ.* 1, 488–494.
- Faimali, M., Garaventa, F., Terlizzi, A., Chiantore, M., Cattaneo-Vietti, R., 2004. The interplay of substrate nature and biofilm formation in regulating *Balanus amphitrite* Darwin, 1854 larval settlement. *Journal of Experimental Marine Biology and Ecology*, 306: 37–50.
- Fanelli, G., Piraino, S., Belmonte, G., Geraci, S., Boero, F., 1994. Human predation along apulian rocky coasts (SE Italy) - Desertification caused by *Lithophaga lithophaga* (Mollusca) fisheries. *Marine Ecology Progress Series*, 110: 1-8.
- FAO (Food and Agriculture Organization of the United Nations). The State of World Fisheries and Aquaculture (SOFIA): 2002. Biennial report on fisheries and aquaculture
- Figueira R.C.L., Cunha I.I.L.; 1998. The contamination of the oceans by anthropogenic radionuclides. *Quimica Nova*, 21: 73–77.
- Fink, P. and Von Elert, E., 2006. Physiological responses to stoichiometric constraints: nutrient limitation and compensatory feeding in a freshwater snail. *Oikos*, 115: 484–494.
- Folke, C. et al. (2004) Regime shifts, resilience and biodiversity in ecosystem management. *Annu. Rev. Ecol. Syst.* 35, 557–581
- Folt, C. L., C. Y. Chen, M. V. Moore, and J. Burnaford. 1999. Synergism and antagonism among multiple stressors. *Limnology and Oceanography* 44:864-877.
- Fong, P., Zedler, J.B., Donohoe, R.M., 1993: Nitrogen vs. phosphorus limitation of algal biomass in shallow coastal lagoons. *Limnology and Oceanography*, 38: 906–923.

- Frid, C., Hammer, C., Law, R., Loeng, H., Pawlak, J.F., Reid, P.C. and Tasker, M. 2003. Environmental Status of the European Seas. Copenhagen: ICES.
- Fraschetti, S., Bianchi, C.N., Terlizzi A., Fanelli, G., Morri, C., Boero, F. 2001. Spatial variability and human disturbance in shallow subtidal hard bottom assemblages: a regional approach. *Marine Ecology Progress Series*, 212: 1-12.
- Fraschetti, S., Terlizzi, A., Boero, F., 2008 How many habitats are in the sea (and where)? *Journal of Experimental Marine Biology and Ecology*, 366:109–155
- Giaccone, G., 1993. The vertical zonation along the phytal system in the Mediterranean Sea and the effects of municipal and industrial wastewater disposal on phytobenthos communities. Fifth Optima Meeting, Istanbul, 5: 47–56.
- Giesy J.P., Kannan K., 2001. Global distribution of perfluorooctane sulfonate in wildlife. *Environmental Science and Technology*, 35: 1339–1342.
- Gilbert, B., Lechowicz, M.J., 2005. Invasibility and abiotic gradients: the positive correlation between native and exotic plant diversity. *Ecology* 86: 1848–1855.
- Gill, A.B., 2005. Offshore renewable energy: ecological implications of generating electricity in the coastal zone. *Journal of Applied Ecology* 42, 605–615.
- Giller, P.S., Hillebrand, H., Berninger, U.G., Gessner, M.O., Hawkins, S., Inchausti, P., Inglis, C., Leslie, H., Malmqvist, B., Monaghan, M.T., Morin, P.J., O'Mullan, G., 2004. Biodiversity effects on ecosystem functioning: emerging issues and their experimental test in aquatic environments. *Oikos* 104, 423–436.
- Glasby, T.M., 2000. Surface composition and orientation interact to affect subtidal epibiota *Journal of Experimental Marine Biology and Ecology*, 248: 177–190.
- Goecker, M.E., Heck, K.L. Jr, Valentine, J.F., 2005. Effects of nitrogen concentrations in turtlegrass *Thalassia testudinum* on consumption by the bucktooth parrotfish *Sparisoma radians*. *Marine Ecology Progress Series*, 286: 239–248.
- Goldberg, N.A. and Foster, M.S., 2002. Settlement and post-settlement processes limit the abundance of the geniculate coralline alga *Calliarthron* on subtidal walls. *Journal of Experimental Marine Biology and Ecology*, 278: 31–45.
- Gomoiu, M.-T. 1992. Marine eutrophication syndrome in the north-western part of the Black Sea. In *Marine Coastal Eutrophication*, R.A. Vollenweider et al. (eds). Amsterdam: Elsevier, 683–692.
- Gorostiaga, J.M. and Diez, I., 1996. Changes in the sublittoral benthic marine macroalgae in the polluted area of Abra de Bilbao and proximal coast (northern Spain). *Marine Ecology Progress Series*, 130: 157–167.
- Gosselin, L.A. and Quian, P.Y., 1997. Juvenile mortality in benthic marine invertebrates. *Marine Ecology Progress Series*, 146: 265–282.
- Gough, L., Osenberg, C.W., Gross, K.L., Collins, S.L., 2000. Fertilization effects on species density and primary productivity in herbaceous plant communities. *Oikos*, 89: 428–439.
- Grasshoff, K., 1983. Determination of nitrate. In: “Methods of Seawater Analysis”, Grasshoff K., M. Ehrhardt, K. Kremling Eds, Verlag Chemie, Weinheim, 143–150.

- Gray J.S., 1992. Eutrophication in the sea. Pp. 3–15 in Colombo G., Ferrari I., Seccherelli V.U., Rossi R. (eds), *Marine Eutrophication and Population Dynamics*. Olsen and Olsen, Fredensborg, Denmark.
- Gray, J.S., Dayton, P., Thrush, S., Uglund, K.I., 2007. From policy to practice in developing ecologically sustainable fisheries: Reply to Valdimarsson? *Marine Pollution Bulletin* 54: 491–493.
- Green, E.P. and Short, F.T. 2003. *World Atlas of Seagrasses*. Berkeley, California: UNEP-WCMC, University of California Press.
- Grime, J.P., 1973. Control of species density in herbaceous vegetation. *Journal of Environmental Management*, 1: 151–167.
- Grime, J.P., 1977. Evidence for the existence of three primary strategies in plants and its relevance to ecological and evolutionary theory. *American Naturalist*, 111: 1169–1194.
- Gross, K., Mittelbach, G.G., Reynolds, H.L., 2005. Grassland invisibility and diversity: responses to nutrients, seed input, and disturbance. *Ecology* 86: 476–486.
- Gruner, D.S., Smith, J.E., Seabloom, E.W., Sandin, S.A., Ngai, J.T., Hillebrand, H. et al., 2008. A cross-system synthesis of consumer and nutrient resource control on producer biomass. *Ecology Letters*, 11: 740–755.
- Guarnieri G., Terlizzi A., Bevilacqua S., Fraschetti S., 2009. Local vs regional effects of substratum on early colonization stages of sessile assemblages. *Biofouling*.
- Guerry, A.D., 2008. Interactive effects of grazing and enrichment on diversity: conceptual implications of a rocky intertidal experiment. *Oikos*, 117(8): 1185–1196
- Guichard, F., Bourget, E., Robert, J.L., 2001. Scaling the influence of topographic heterogeneity on intertidal benthic communities: alternate trajectories mediated by hydrodynamics and shading. *Marine Ecology Progress Series*, 217:27–41.
- Guidetti P., Boero F., 2004. Desertification of Mediterranean rocky reefs caused by datemussel, *Lithophaga lithophaga* (Mollusca: Bivalvia), fishery: effects on adult and juvenile abundance of a temperate fish. *Marine Pollution Bulletin*, 48: 978–982.
- Guidetti, P., Fraschetti, S., Terlizzi, A., Boero, F., 2004. Effects of Desertification caused by *Lithophaga lithophaga* (Mollusca) fishery along Apulian rocky coasts (SE Italy, Mediterranean Sea): effects on littoral fish assemblages. *Conservation Biology*, 18: 1417–1423.
- Guidetti, P., Fraschetti, S., Terlizzi, A., Boero, F., 2003. Distribution of sea urchins and barrens in shallow mediterranean rocky reefs impacted by the illegal fishery of the rock-boring molluscs *Lithophaga lithophaga*. *Marine Biology*, 143: 1135–1142.
- Gundersen, L.H. and Pritchard, L., eds (2002) *Resilience and the Behavior of Large-scale Systems*, Island Press
- Hairston, N.G., Smith, F.E., Slobodkin, L.B., 1960. Community Structure, Population Control, and Competition. *The American Naturalist*, 94 (879): 421–425.
- Hall, S.J., 1999. *The effects of fishing on marine ecosystems and communities*. Blackwell Science, Oxford
- Hall, S.J., Gray, S.A., Hammett, Z.L., 2000. Biodiversity-productivity relations: an experimental evaluation of mechanisms. *Oecologia*, 122 :545–555.

- Halpern, B., Selkoe, K., Micheli, F. and Kappel, C. (2007). Evaluating and ranking the vulnerability of global marine ecosystems to anthropogenic threats. *Conserv. Biol.*, 21, 1301–1315.
- Halpern, B.S., Walbridge, S., Selkoe, K.A., Kappel, C.V., Micheli, F., D'Agrosa, C. et al., 2008. A global map of human impact on marine ecosystems. *Science*, 319, 948–952.
- Hannah, L., Lohse, D., Hutchinson, C., Carr, J.J. and Lankerani, A. 1994. A preliminary inventory of human disturbance of world ecosystems. *Ambio* 23, 246–250.
- Hanson, P.J., Wullschleger, S.D., Norby, R.J. et al., 2005. Importance of changing CO₂, temperature, precipitation, and ozone on carbon and water cycles of an upland-oak forest: incorporating experimental results into model simulations. *Global Change Biology*, 11, 1402–1423.
- Hardege J.D.; 1999. Nereidid polychaetes as model organisms for marine chemical ecology. *Hydrobiologia*, 402: 145–161.
- Hare, S. R., and Mantua, N. J., 2000. Empirical evidence for North Pacific regime shifts in 1977 and 1989. *Progress in Oceanography*, 47, 103–145.
- Harrold, C. and Reed, D.C., 1985. Food availability, sea urchin grazing, and kelp forest community structure. *Ecology*, 66: 1160–1169.
- Harvell, D. et al., 2004. The rising tide of ocean diseases: unsolved problems and research priorities. *Front. Ecol. Environ.* 2, 375–382
- Hauxwell, J., McClelland, J., Behr, P.J., Valiela, I., 1998. Relative importance of grazing and nutrient controls of macroalgal biomass in three temperate shallow estuaries. *Estuaries*, 21: 347–360.
- Hawkins, S.J., 1981. The influence of season and Barnacles on the algal colonization of *Patella-Vulgata* exclusion areas. *Journal of the Marine Biological Association of the United Kingdom*, 61: 1–15.
- Hawkins, S.J. and Hartnoll, R.G., 1983. Grazing of intertidal algae by marine invertebrates. *Oceanography and Marine Biology: An Annual Review*, 21: 195–282.
- Heck, K.L., Jr. and Crowder, L.B. 1991. Habitat structure and predator-prey interactions in vegetated aquatic systems. In *Habitat Structure: the Physical Arrangement of Objects in Space*, S.S. Bell et al. (eds). London: Chapman and Hall, 282–299.
- Hein, M., Pedersen, M.F., Sand-Jensen, K., 1995. Size-dependent nitrogen uptake in micro- and macroalgae. *Marine Ecology Progress Series*, 118:247–253.
- Heithaus, M. R., Frid, A., Wirsing, A. J., Worm, B., 2008. Predicting ecological consequences of marine top predator declines. *Trends in Ecology and Evolution* 23:202–210.
- Henry HAL, Juarez JD, Field CB et al., 2005. Interactive effects of elevated CO₂, N deposition and climate change on extracellular enzyme activity and soil density fractionation in a California annual grassland. *Global Change Biology*, 11, 1808–1815.

- Hereu, B., 2005. Movement patterns of the sea urchin *Paracentrotus lividus* in a marine reserve and an unprotected area in the NW Mediterranean. *Marine Ecology*, 26: 54–62.
- Hilborn, R. and Litzinger, E., 2009. Causes of Decline and Potential for Recovery of Atlantic Cod Populations. *The Open Fish Science Journal*, 2: 32–38.
- Hilborn, R., 2007. Defining success in fisheries and conflicts in objectives. *Marine Policy*, 31(2): 153–158.
- Hillebrand, H., 2003. Opposing effects of grazing and nutrients on diversity. *Oikos*, 100: 592–600.
- Hillebrand, H., Worm, B., Lotze, H.K., 2000. Marine microbenthic community structure regulated by nitrogen loading and grazing pressure. *Marine Ecology Progress Series*, 204:27–38.
- Hillebrand H., and Kahlert M., 2002. Effect of grazing and water column nutrient supply on biomass and nutrient content of sediment microalgae. *Aquatic Botany*, 72: 143–159.
- Hills, J.M., Thomason, J.C., 1998. The effects of scales of surface roughness on the settlement of the barnacle (*Semibalanus balanoides*). *Biofouling*, 12: 57–70.
- Himmelman, J.H., Cardinal, A., Bourget, E., 1983. Community development following removal of urchins, *Strongylocentrotus droebachiensis*, from the rocky subtidal zone of the St. Lawrence estuary, eastern Canada. *Oecologia*, 59: 27–39.
- Hixon, M.A. and Brostoff, W.N., 1996. Succession and herbivory: effects of differential fish grazing on Hawaiian coral-reef algae. *Ecological Monographs*, 66:67–90.
- Hobbs, R.J., 1989. The nature and effect of disturbance relative to invasions. In: Drake, J.A., Mooney, H.A., Di Castri, F., Groves, R.H., Kruger, M., Rejmanek, M., Williamson, M. (Eds.), *Biological Invasions: A Global Perspective*. John Wiley and Sons, NY, USA, 389–405.
- Hoffmann, R.C., 2005. A brief history of aquatic resource use in medieval Europe. *Helgoland Marine Research* 59, 22–30.
- Holmer, M., Duarte, C.M., Marbà, N., 2003. Sulfur cycling and seagrass (*Posidonia oceanica*) status in carbonate sediments. *Biogeochemistry* 66:223–239.
- Holmer, M., Marbà N., Lamote, M., Duarte C., 2009. Deterioration of sediment quality in seagrass meadows (*Posidonia oceanica*) invaded by macroalgae (*Caulerpa sp.*). *Estuaries and Coasts*, 32 (3): 456–466.
- Holmlund C.M., Hammer M.; 1999. Ecosystem services generated by fish populations. *Ecological Economics*, 29: 253–268.
- Hooper, D.U., Chapin, F.S., Ewel, J.J., Hector, A., Inchausti, P., Lavorel, S., Lawton, J.H., Lodge, D.M., Loreau, M., Naeem, S., Schmid, B., Setälä, H., Symstad, A.J., Vandermeer, J., Wardle, D.A., 2005. Effects of biodiversity on ecosystem functioning: A consensus of current knowledge. *Ecol. Monogr.* 75, 3–35.
- Hubbell, S.P., 2001. *The Unified Neutral Theory of Biodiversity and Biogeography*. Princeton University Press, Princeton, NJ, USA.

- Huberty, A.F. and Denno, R.F., 2006. Consequences of nitrogen and phosphorus limitation for the performance of two planthoppers with divergent life-history strategies. *Oecologia*, 149: 444–455.
- Hughes, T. P., 1994. Catastrophes, phase shifts and large-scale degradation of a Caribbean reef. *Science* 265: 1547–1551.
- Hughes, L. 2000. Biological consequences of global warming: is the signal already apparent? *Trends in Ecology and Evolution* 15:56–61.
- Hughes, T.P., Connell, J.H., 1999. Multiple Stressors on Coral Reefs: A Long-Term Perspective. *Limnology and Oceanography*, 44 (3,2): 932-940.
- Hughes, T.P., Baird, A.H., Bellwood, D.R., Card, M., Connolly, S.R., Folke, C. et al. (2003). Climate change, human impacts, and the resilience of coral reefs. *Science*, 301, 929–933.
- Hughes, T.P., Bellwood, D.R., Folke, C., Steneck, R.S., Wilson, J., 2005. New paradigms for supporting the resilience of marine ecosystems. *Trends in Ecology and Evolution*, 20: 380-386.
- Huston, 1994. *Biological diversity: The coexistence of species on changing landscapes*. Cambridge University Press, Cambridge, UK.
- Huston, M.A. 1979. A general hypothesis of species diversity. *American Naturalist*, 113: 81-101.
- Islam, M.S. and Tanaka, M. 2004. Impacts of pollution on coastal and marine ecosystems including coastal and marine fisheries and approach for management: a review and synthesis. *Marine Pollution Bulletin* 48, 624–649.
- Jackson JBC. 1994. Constancy and change of life in the sea. *Philosophical Transactions of the Royal Society B* 344: 55–60.
- Jackson, J.B.C., Kirby, M.X., Berger, W.H., Bjorndal, K.A., Botsford, L.W., Bourque, B.J. et al., 2001. Historical overfishing and the recent collapse of coastal ecosystems. *Science*, 293, 629–638.
- Jansson, B.-O. and Dahlberg, K. 1999. The environmental status of the Baltic sea in the 1940s, today and in the future. *Ambio* 28, 312–319.
- Jara, V.C., Miyamoto, J.H.S., da Gama, B.A.P., Molis, M., Wahl, M., Pereira, R.C., 2006. Limited evidence of interactive disturbance and nutrient effects on the diversity of macrobenthic assemblages. *Marine Ecology Progress Series*, 308: 37-48.
- Jax, K., 2005. Function and functioning in ecology: what does it mean? *Oikos* 111, 641–648.
- Jaubert, J.M., Chisholm, J.R.M., Minghelli-Roman, A., Marchioretti, M., Morrow, J.H., Ripley, H.T., 2003. Re-evaluation of the extent of *Caulerpa taxifolia* development in the northern Mediterranean using airborne spectrographic sensing. *Marine Ecology Progress Series*, 263: 75–82.
- Jenssen B.M.; 2003. Marine pollution: the future challenge is to link human and wildlife studies. *Environmental Health Perspectives*, 111: 198–199.
- Johnson, C.R. and Mann, K.H., 1988. Diversity, patterns of adaptation, and stability of Nova Scotian kelp beds. *Ecological Monographs*, 58: 129–154.

- Johnson, C.R, 2004. A most unusual barrens: complex interactions between lobsters, sea urchins and algae facilitates spread of an exotic kelp in eastern Tasmania. In Proceedings of the 1th International Echinoderm Conference (Heinzeller, T. and Nebelsick, J.H., eds), pp. 213–220, Balkema
- Jones, D. D., and Walters, C. J. (1976). Catastrophe theory and fisheries regulation. *Journal of the Fisheries Research Board of Canada*, 33, 2829–2833.
- Kaiser J., Enserink M.; 2000. Environmental toxicology - Treaty takes a POP at the dirty dozen. *Science*, 290: 2053.
- Kirby M.X., 2004. Fishing down the coast: historical expansion and collapse of oyster fisheries along continental margins. *Proceedings of the National Academy of Sciences* 101:13096–13099.
- Karez, R., Engelbert, S., Sommer, U., 2000. ‘Co-consumption’ and ‘protective coating’: two new proposed effects of epiphytes on their macroalgal hosts in mesograzer-epiphytehost interactions. *Marine Ecology Progress Series*, 205: 85–93.
- Karlson, K., Rosenberg, R. and Bonsdorff, E. 2002. Temporal and spatial large-scale effects of eutrophication and oxygen deficiency on benthic fauna in Scandinavian and Baltic waters — a review. *Oceanography and Marine Biology: An Annual Review* 40, 427–489.
- Kassen, R., Llewellyn, M., Rainey, P.B., 2004. Ecological constraints on diversification in a model adaptive radiation. *Nature*, 431: 984–988.
- Kawamata, S., 1998. Effect of wave-induced oscillatory flow on grazing by a subtidal sea urchin *Strongylocentrotus nudus* (A. Agassiz). *Journal of Experimental Marine Biology and Ecology*, 224: 31–48.
- Kennelly, S.J., 1987. Inhibition of kelp recruitment by turfing algae and consequences for an Australian kelp community. *Journal of Experimental Marine Biology and Ecology*, 112: 49–60.
- Kennish M.J.; 2002. Environmental threats and environmental future of estuaries. *Environmental Conservation*, 29: 78–107.
- Keough, M.J., 1984. Effects of patch size on the abundance of sessile marine invertebrates. *Ecology*, 65: 423–437.
- Kinzig, A. P., P. Ryan, M. Etienne, H. Allyson, T. Elmqvist, and B. H. Walker. 2006. Resilience and regime shifts: assessing cascading effects. *Ecology and Society* 11(1): 20
- Klausmeier, C.A., 2001. Habitat destruction and extinction in competitive and mutualistic metacommunities. *Ecology Letter*, 4: 57–63.
- Klein, J., Ruitton, S., Verlaque, M., Boudouresque, C.F., 2005. Species introductions, diversity and disturbances in marine macrophyte assemblages of the northwestern Mediterranean Sea. *Marine Ecology Progress Series*. 290, 79–88.
- Kneitel, J.M., Chase, J.M., 2004. Trade-offs in community ecology: linking spatial scales and species coexistence. *Ecology Letters*, 7: 69–80.
- Knowlton, N., 2004. Multiple “stable” states and the conservation of marine ecosystems. *Progress in Oceanography* 60, 387–396.

- Kondoh, M., 2001. Unifying the relationships of species richness to productivity and disturbance. *Proceedings of the Royal Society London B*, 268: 269–271.
- Korpinen, S., Jormalainen, V., Honkanen, T., 2007. Effects of nutrients, herbivory, and depth on the macroalgal community in the rocky sublittoral. *Ecology*, 88 (4): 839-852.
- Kraufvelin, P., 2007. Responses to nutrient enrichment, wave action and disturbance in rocky shore communities. *Aquatic Botany*, 87: 262–274.
- Kruskal, J.B. and Wish M., 1978. *Multidimensional scaling*. Sage Publications, Beverly Hills, California, USA.
- Lafferty, K. D., Porter, J. W., Ford, S. E., 2004. *Annual Review of Ecology, Evolution, and Systematics*, 35, 31.
- Lawrence, J.M., 1975. On the relationships between marine plants and sea urchins. *Oceanography and Marine Biology*, 13: 213–286.
- Leinaas, H.P. and Christie, H., 1996. Effects of removing sea urchins (*Strongylocentrotus droebachiensis*): stability of the barren state and succession of kelp forest recovery in the east Atlantic. *Oecologia*, 105: 524–536.
- Levin, P.S. and Hay, M.E., 2002. Fish-seaweed association on temperate reefs: do small-scale experiments predict large-scale patterns? *Marine Ecology Progress Series*, 232: 239–246.
- Levin, S. A., and J. Lubchenco. 2008. Resilience, Robustness, and Marine Ecosystem-based Management. *BioScience* 58:27-32.
- Levington, J. S. 1995. *Marine Biology: function, biodiversity, ecology*. Oxford University Press. New York, New York. pp. 53, 94-109.
- Lewontin, R. C. 1969. The meaning of stability. *Brookhaven Symposium of Biology* 22:13–24.
- Lindberg, D. R., J. A. Estes, and K. I. Warheit. 1998. Human influences on trophic cascades along rocky shores. *Ecological Applications* 8:880–890.
- Littler, M.M., Littler, D.S., Brooks, B.L., Lapointe, B.E., 2006. Nutrient manipulation methods for coral reef studies: A critical review and experimental field data. *Journal of Experimental Marine Biology and Ecology*, 336: 242–253.
- Lluch-Belda, D., Crawford, R.J.M., Kawasaki, T., MacCall, A.D., Parrish, R.H., Schwartzlose, R.A. and Smith, P.E., 1989. World-wide fluctuations of sardine and anchovy stocks: the regime problem. *South African Journal of Marine Science* 8, 195–205.
- Loeulle, N. and Loreau, M., 2004. Nutrient enrichment and food chains: can evolution buffer top-down control? *Theoretical Population Biology*, 65: 285–298.
- Lohrer, A. M., S. F. Thrush, and M. M. Gibbs. 2004. Bioturbators enhance ecosystem function through complex biogeochemical interactions. *Nature* 431:1092-1095
- Loney, P.E., McArthur, C., Sanson, G.D., Davies, N.W., Close, D.C., Jordan, G.J., 2006. How do soil nutrients affect within-plant patterns of herbivory in seedlings of *Eucalyptus nitens*? *Oecologia*, 150:409–420.

- Loreau, M., S. Naeem, P. Inchausti, J. Bengtsson, J. P. Grime, A. Hector, D. U. Hooper, M. A. Huston, D. Raffaelli, B. Schmid, D. Tilman, and D. A. Wardle. 2001. Ecology - Biodiversity and ecosystem functioning: Current knowledge and future challenges. *Science* 294:804-808.
- Lotze, H. K. and Worm B., 2000. Variable and complementary effects of herbivores on different life stages of bloom-forming macroalgae. *Marine Ecology Progress Series*, 200: 167–175.
- Lotze, H.K., Lenihan, H.S., Bourque, B.J., Bradbury, R.H., Cooke, R.G., Kay, M.C., Kidwell, S.M., Kirby, M.X., Peterson, C.H. and Jackson, J.B.C., 2006. Depletion, degradation, and recovery potential of estuaries and coastal seas. *Science*, 312: 1806-1809.
- Lotze, H.K. and Worm, B., 2002. Complex interactions of climatic and ecological controls on macroalgal recruitment. *Limnology and Oceanography*, 47:1734–1741.
- Lotze, H.K., Worm, B., Sommer, U., 2000. Propagule banks, herbivory and nutrient supply control population development and dominance patterns in macroalgal blooms. *Oikos*, 89: 46–58.
- Lotze, H.K., Worm, B., Sommer, U., 2001. Strong bottom–up and top–down control of early life stages of macroalgae. *Limnology and Oceanography*, 46:749–57.
- Lubchenco, J., 1983. *Littorina* and *Fucus*: effects of herbivores, substratum heterogeneity, and plant escapes during succession. *Ecology*, 64:1116–23.
- Lubchenco, J. and Menge B.A., 1978. Community development and persistence in a low rocky intertidal zone. *Ecological Monographs*, 48: 67–94.
- Ludwig, D., B. Walker, and C.S. Holling. 1997. Sustainability, stability, and resilience. *Conservation Ecology* 1 (1): 8.
- MacKenzie, B.R., 2001. Ecological hypotheses for a historical reconstruction of upper trophic level biomass in the Baltic Sea and Skagerrak. *Can. J. Fish. Aquat. Sci.* 59, 172–190
- Mackey, R.L. and Currie, D.J., 2001. The diversity–disturbance relationship: is it generally strong and peaked? *Ecology*, 82: 3479–3492.
- Marbà, N., Duarte, C.M., Holmer, M., Martínez, R., Basterretxea, G., Orfila, A., Jordi, A., Tintore, J., 2002. Effectiveness of protection of seagrass (*Posidonia oceanica*) populations in Cabrera National Park. *Environmental Conservation* 29, 509–518.
- Marchetti, R., Provini, A. and Crosa, G. 1989. Nutrient load carried by the river Po into the Adriatic Sea. *Marine Pollution Bulletin* 20, 168–172.
- Mattison, J.E., Trent, J.E., Shanks, A.L., Akin, T.B., Pearse, J.S., 1977. Movement and feeding activity of red sea urchins (*Strongylocentrotus franciscanus*) adjacent to a kelp forest. *Marine Biology* , 39:25–31.
- May, R. M. (1977). Thresholds and breakpoints in ecosystems with a multiplicity of stable states. *Nature*, 269, 471–476.
- McArdle, B.H., Anderson, M.J.; 2001. Fitting multivariate models to community data: A comment on distance-based redundancy analysis. *Ecology*, 82: 290–297.

- McClanahan, T.R. and Sala, E., 1997. A Mediterranean rocky-bottom ecosystem fisheries model. *Ecological Monographs*, 104:145–164.
- McClanahan, T.R., Cokos, B.A., Sala, E., 2002. Algal growth and species composition under experimental control of herbivory, phosphorus and coral abundance in Glovers Reef Atoll, Belize. *Marine Pollution Bulletin*, 44:441–451.
- McKinney, M.L., Lockwood, J.L., 1999. Biotic homogenization: a few winners replacing many losers in the next mass extinction. *Trends Ecol. Evol.* 14, 450–453
- McLeod, K., Lubchenco, J., Palumbi, S.R., Rosenberg, A.A., 2005. Scientific Consensus Statement on Marine Ecosystem-based Management. (15 November 2007; www.compassonline.org/marinescience/solutions_ecosystem.asp)
- McQueen, D.J., Johannes, M.R.S., Post, J.R., Stewart, T.J., Lean, D.R.S., 1989. Bottom-up and top-down impacts on freshwater pelagic community structure. *Ecol. Monogr.* 59, 289–309.
- Menge, B.A., 1992: Community regulation: under what conditions are bottom-up factors important on rocky shores? *Ecology*, 73: 755–765.
- Menge BA, Lubchenco J, Ashkenas LR, Ramsey F. 1986. Experimental separation of effects of consumers on sessile prey in the low zone of a rocky shore in the Bay of Panama: Direct and indirect consequences of food web complexity. *Journal of Experimental Marine Biology and Ecology* 100: 225–269.
- Menge, B.A., Sutherland, J.P., 1987. Community regulation: variation in disturbance, competition, and predation in relation to environmental stress and recruitment. *Am Nat* 130-730-757
- Meyer, R.A. and Worm, B., 2003. Rapid worldwide depletion of predatory fish communities. *Nature* 423, 280–283
- Micheli, F., Benedetti-Cecchi, L., Gambaccini, S., Bertocci, I., Borsini, C., Osio, G.C., Romano, F., 2005. Cascading human impacts, marine protected areas, and the structure of Mediterranean reef assemblages. *Ecological Monographs* , 75: 81–102.
- Middelboe, A.L. and Sand-Jensen, K., 2000. Long-term changes in macroalgal communities in a Danish estuary. *Phycologia*, 39: 245–257.
- Millennium Ecosystem Assessment: Strengthening Capacity to Manage Ecosystems Sustainably for Human Well Being, Volume 1, Conditions and Terms. R. Hassan et al. (eds). Washington, D.C.: Island Press, 513–549.
- Miller SL, Swanson DW, Chiappone M (2000) Rapid assessment methods and rationale for ecological assessment and monitoring of hard-bottom communities in no-take zones of the Florida Keys National Marine Sanctuary: Level II zone monitoring methods manual for the Florida Keys National Marine Sanctuary. The National Undersea Research Center, Key Largo, FL
- Mills, C.E., 2001. Jellyfish blooms: are populations increasing globally in response to changing ocean conditions? *Hydrobiologia* 451,:55–68
- Minello, T., Zimmerman, R. and Medina, R. 1994. The importance of edge for natant macrofauna in created salt marsh. *Wetlands* 14: 184–198.
- Monitoring Report - Monitoraggio per il controllo dell'ambiente marino costiero (gennaio 2005 - marzo 2006). Relazione finale Regione Puglia.

- Morris, A.W. and Riley, J.P., 1963. The determination of nitrate in sea water. *Analytica Chimica Acta*, 29: 272–279.
- Morris, L., Keough, M.J., 2003. Variation in the response of intertidal invertebrates to nutrient addition: field manipulation at two sites within Port Phillip Bay, Australia. *Marine Ecology Progress Series*, 250:35–49
- Mumby, P. J., A. R. Harborne, J. Williams, C. V. Kappel, D. R. Brumbaugh, F. Micheli, K. E. Holmes, C. P. Dahlgren, C. B. Paris, and P. G. Blackwell. 2007. Trophic cascade facilitates coral recruitment in a marine reserve. *Proceedings of the National Academy of Sciences* 104:8362-8367.
- Munda, I.M., 1974. Changes and succession in the benthic algal associations of slightly polluted habitats. *Revue Internationale d’Oceanographie Méditerranéenne*, 34: 37–52.
- Munda, I.M., 1993. Changes and degradation of seaweed stands in the northern Adriatic. *Hydrobiologia*, 260/261: 239-253.
- Murdoch, T.J.T., Glasspool, A.F., Outerbridge, M., Ward, J., Manuel, S., Gray, J., Nash, A., Coates, K.A., Pitt, J., Fourqurean, J.W., Barnes, P.A., Vierros, M., Holzer, K., Smith, S.R., 2007. Large-scale decline in offshore seagrass meadows in Bermuda. *Marine Ecology-Progress Series* 339: 123–130.
- Murray, S.N. and Littler, M.M., 1978. Patterns of algal succession in a perturbed marine intertidal community. *Journal of Phycology*, 14: 506–512.
- Naeem, S., Loreau, M., Inchausti, P., 2004. Biodiversity and ecosystem functioning: the emergence of a synthetic ecological framework. In: Loreau, M., Naeem, S., Inchausti, P. (Eds.), *Biodiversity and Ecosystem Functioning*. Oxford University Press, Oxford, pp. 3–11.
- Neckles, H.A., Wetzel, R.L., Orth, R.J., 1993. Relative effects of nutrient enrichment and grazing on epiphyte-macrophyte (*Zostera marina* L.) dynamics. *Oecologia*, 93:285–295.
- Nehring, D. 1992. Eutrophication in the Baltic Sea. In *Marine Coastal Eutrophication*, R.A. Vollenweider et al. (eds). Amsterdam: Elsevier, 673–682.
- Nelson, B.V. and Vance, R.R., 1979. Diel foraging patterns of the sea urchin, *Centrostephanus coronatus*, as a predator avoidance strategy. *Marine Biology*, 51:251–258.
- Nichols, F.H., Cloern, J.E., Luoma, S.N., Peterson D.H., 1986. The modification of an estuary. *Science* 231:567–573.
- Nydhal, F., 1976. On the optimum conditions for the reduction of nitrate to nitrite by cadmium. *Talanta*, 23: 349–357.
- Nystrom, M. and Folke, C., 2001. Spatial resilience of coral reefs. *Ecosystems*, 4: 406–417.
- Nixon S.W.; 2003. Replacing the Nile: are anthropogenic nutrients providing the fertility once brought to the Mediterranean by a great river? *Ambio*, 32: 30–39.
- Norkko, A., Hewitt, J. E., Thrush, S. F. and Funnell, G. A. 2006a Conditional outcomes of facilitation by a habitatmodifying subtidal bivalve. *Ecology* 87, 226–234.

- Norton, T.A., Hawkins, S.J., Manley, N.L., Williams, G.A., Watson, D.C., 1990. Scraping a living: a review of littorinid grazing. *Hydrobiologia*, 193:117–138.
- Nyström, M., Folke, C., Moberg, F., 1998. Coral reef disturbance and resilience in a human dominated environment. *Trends in Ecology and Evolution*, 15: 413–417.
- Nyström, M., 2000. Coral reef disturbance and resilience in a human-dominated environment. *Trends Ecol. Evol.* 15, 413–417
- Nyström, M. and Folke, C., 2001. Spatial resilience of coral reefs. *Ecosystems*, 4, 406–417.
- Occhipinti-Ambrogi, A.O., Savini, D.; 2003. Biological invasions as a component of global change in stressed marine ecosystems. *Marine Pollution Bulletin*, 46: 542–551.
- Osman, R.W. and Whitlatch, R.B., 1995a. The influence of resident adults on recruitment: a comparison of settlement. *Journal of Experimental Marine Biology and Ecology*, 190: 169–198.
- Otway, N.M., Gray, C.A., Craig, J.R., McVea, T.A., Ling J.E., 1996. Assessing the impacts of deep-water sewage outfall on spatially- and temporally-variable marine communities. *Marine Environmental Research* 41:45–7.
- Owens, M.Q., 2003. Growth, reproduction and survivorship responses to food enhancement for two species of estuarine polychaetes: *Streblospio benedicti* and *Laeonereis culveri*. MS Thesis, University of North Carolina at Wilmington. 63 pp.
- Pace, M.L., Cole, J.J., Carpenter, S.R., Kitchell, J.F. 1999. Trophic cascades revealed in diverse ecosystems. *Trends in Ecology and Evolution*, 14: 483–438.
- Paine, R.T., 1966. Food web complexity and species diversity. *American Naturalist*, 100: 65–75.
- Paine, R.T., 1980. Food webs linkage interaction strength and community infrastructure. *Journal of Animal Ecology*, 49: 667–685.
- Paine, R.T. and Vadas, R.L., 1969. The effects of grazing by sea urchins, *Strongylocentrotus* spp., on benthic algal populations. *Limnology and Oceanography*, 14:710–719.
- Palacin, C., Giribet, G., Carner, S., Dantart, L., Turin, X., 1998. Low density of sea urchins influence the structure of algal assemblages in the western Mediterranean. *Journal of Sea Research*, 39:281–290.
- Pandolfi, J.M., Bradbury, R.H., Sala, E., Hughes, T.P., Bjorndal, K.A., Cooke, R.G., McArdle, D., McClenachan, L., Newman, M.J.H., Paredes, G., Warner, R.R. and Jackson, J.B.C. 2003. Global trajectories of the long-term decline of coral reef ecosystems. *Science* 301, 955–958.
- Pauly D, Christensen V, Dalsgaard, J, Froese R, Torres F (1998) Fishing down marine food webs. *Science* 279: 860
- Pauly, D., V. Christensen, S. Guenette, T. J. Pitcher, U. R. Sumaila, C. J. Walters, R. Watson, and D. Zeller. 2002. Towards sustainability in world fisheries. *Nature* 418:689-695.
- Pavia, H., Carr, H., Åberg, P., 1999. Habitat and feeding preferences of crustacean mesoherbivores inhabiting the brown seaweed *Ascophyllum nodosum* (L.) Le Jol.

- and its epiphytic macroalgae. *Journal of Experimental Marine Biology and Ecology*, 236:15–32.
- Pauly, D. and Palomares, M.L., 2005. Fishing down marine food webs: it is far more pervasive than we thought. *Bulletin of Marine Science* 76(2): 197-211.
- Pearson, T.H., Rosenberg, R., 1978. Macrobenthic succession in relation to organic enrichment and pollution of the marine environment. *Ocean Marine Biology Annual Review* 16, 229e311.
- Pedersen, M. F. and Borum, J., 1996. Nutrient control of algal growth in estuarine waters. Nutrient limitation and the importance of nitrogen requirements and nitrogen storage among phytoplankton and species of macroalgae. *Marine Ecology Progress Series*, 142: 261–272.
- Pelletier, E., P. Sargian, J. Payet, and S. Demers. 2006. Ecotoxicological effects of combined UVB and organic contaminants in coastal waters: A review. *Photochemistry and Photobiology* 82:981-993.
- Persaud AD, Williamson CE (2005) Ultraviolet and temperature effects on planktonic rotifers and crustaceans in northern temperate lakes. *Freshwater Biology*, 50, 467–476.
- Petchey, O.L., 2004. On the statistical significance of functional diversity effects. *Funct. Ecol.* 18, 297–303.
- C. H. Peterson, J. Lubchenco, in *Nature's Services: Societal Dependence on Natural Ecosystems*, G. C. Daily, Ed. (Island Press, Washington, DC, 1997), pp. 177–194.
- Pimm SL, Russell GJ, Gittleman JL, Brooks TM (1995) The future of biodiversity. *Science* 269:347–350
- Pinedo S., Garcia M., Satta M.P., Torras X., Ballesteros E., 2003. Littoral Benthic communities as indicators of environmental quality in Mediterranean waters. Second Mediterranean Symposium on Marine Vegetation - Athens, 12-13. December 2003.
- Pinnegar, J.K., Polunin, N.V.C., Francour, P., Badalamenti, F., Chemello, R., Harmelin-Vivien, M.-L., Hereu, B., Milazzo, M., Zabalan, M., D'Anna, G., Pipitone, C., 2000. Trophic cascades in benthic marine ecosystems: lessons for fisheries and protected-area management. *Environmental Conservation*, 27: 179–200.
- Pohle, D.G., V.M., Bricelj, Z., Garcia-Esquivel, 1991. The eelgrass canopy: an above-bottom refuge from benthic predators for juvenile bay scallops *Argopecten irradians*. *Marine Ecology Progress Series*, 74:47–59.
- Porter, K.G., 1976. Enhancement of algal growth and productivity by grazing zooplankton. *Science*, 192:1332–1334.
- Posey, M., Powell, C., Cahoon, L., Lindquist, D., 1995. Top down vs. bottom up control of benthic community composition on an intertidal tideflat. *Journal of Experimental Marine Biology and Ecology*, 185: 19–31.
- Posey, M.H., Alphin, T., Cahoon, L.B., Lindquist, D.G., Mallin, M.A., Nevers, M.B., 2002. Top-down versus bottom-up limitation in benthic infaunal communities: direct and indirect effects. *Estuaries*, 25: 999–1014.
- Power, M.E., Tilman, D., Estes, J.A., Menge, B.A., Bond, W.J., Mills, L.S., Daily, G., Castilla, J.C., Lubchenco, J., Paine, R.T., 1996. Challenges in the quest for keystones. *BioScience* 46, 609–620.

- Plummer, R. and Armitage D., 2007. A resilience-based framework for evaluating adaptive co-management: Linking ecology, economics and society in a complex world. *Ecological Economics*, 61 (1) : 62-74.
- Proulx, M. and Mazumder, A., 1998. Reversal of grazing impact on plant species richness in nutrient poor vs nutrient rich ecosystems. *Ecology*, 79:2581–2592.
- Przeslawski, R., S. Ahyong, M. Byrne, G. Worheide, and P. Hutchings. 2008. Beyond corals and fish: the effects of climate change on noncoral benthic invertebrates of tropical reefs. *Global Change Biology* 14:2773-2795.
- Rabitti, S., Bianchi, F., Bolfrin, A., Da Ros, L., Socal, G. Totti, C., 1994. Particulate matter and phytoplankton in Ionian Sea. *Oceanologica Acta*, 17 (3): 297–307.
- Raffaelli D (2004) How extinction patterns affect ecosystems. *Science*, 306, 1141–1142.
- Relyea, R. and Hoverman, J. (2006). Assessing the ecology in ecotoxicology: a review and synthesis in freshwater systems. *Ecology Letters*, 9, 1157–1171.
- Robinson C.D., Brown E., Craft J.A., Davies I.M., Moffat C.F., Pirie D., Robertson F., Stagg R.M., Struthers S.; 2003. Effects of sewage effluent and ethynyl oestradiol upon molecular markers of oestrogenic exposure, maturation and reproductive success in the sand goby (*Pomatoschistus minutus*, Pallas). *Aquatic Toxicology*, 62:119 –134
- Roll, S.K., Diehl, S., Cooper, S.D., 2005. Effects of grazer immigration and nutrient enrichment on an open algae-grazer system. *Oikos*, 108:386–400.
- Roberts D.E., A. Smith, P. Ajani, A.R., Davis, 1998. Rapid changes in encrusting marine assemblages exposed to anthropogenic point-source pollution: a « Beyond BACI » approach. *Marine Ecology Progress Series*, 163: 213–224.
- Rosenberg, R., Elmgren, R., Fleischer, S., Jonsson, P., Persson, G. and Dahlin, H. 1990. Marine eutrophication case studies in Sweden. *Ambio* 19, 102–108.
- Rosenberg, R., Nilsson, H.C., Diaz, R.J., 2001. Response of benthic fauna and changing sediment redox profiles over a hypoxic gradient. *Estuar. Coast. Shelf Sci.* 53, 343– 350.
- Rosenberg, A.A., Swasey, J.H., Bowman M., 2006. Rebuilding US Fisheries: progress and problems. *Frontiers in Ecology and the Environment*, 4 (6): 303–308.
- Rosenzweig, M.L. and Abramsky, Z., 1993. How are diversity and productivity related? In: Ricklefs RE, Schluter, D (eds). *Species diversity in ecological communities*, University of Chicago Press, Chicago, Illinois, pp 52–65.
- Rothschild, B.J., Ault, J.S., Gouletquer, P., Heral, M., 1994. Decline of the Chesapeake Bay oyster population: a century of habitat destruction and overfishing. *Marine Ecology Progress Series*, 111:29-39.
- Russ, G.R., Alcala, A.C., 1996. Marine reserves: rates and patterns of recovery and decline of large predatory fish. *Ecol Appl*6:947
- Russ, G.R., Alcala, A.C., 2003. Marine reserves: rates and patterns of recovery and decline of predatory fish, 1983–2000. *Ecological Application*, 13:1553–1565

- Russell, B.D. and Connell, S.D., 2005. A novel interaction between nutrients and grazers alters relative dominance of marine habitats. *Marine Ecology Progress Series*, 289:5–11.
- Russell, B.D. and Connell, S.D., 2007. Response of grazers to sudden nutrient pulses in oligotrophic versus eutrophic conditions. *Marine Ecology Progress Series*, 349: 73–80.
- Russell, B.D., Elsdon, T.E., Gillanders, B.M., Connell, S.D., 2005. Nutrients increase epiphyte loads: broad scale observations and an experimental assessment. *Marine Biology*, 147: 551–558.
- Russo, A.R., 1979. Dispersion and food differences between two populations of the sea urchin *Strongylocentrotus franciscanus*. *Journal of Biogeography*, 6: 407–414.
- Saiz-Salinas J.I.; 1997. Evaluation of adverse biological effects induced by pollution in the Bilbao estuary (Spain). *Environmental Pollution*, 96: 351–359.
- Sala, E., Boudouresque, C.F., Harmelin-Vivien, M., 1998. Fishing, trophic cascades, and the structure of algal assemblages: evaluation of an old untested paradigm. *Oikos* 82:425–439
- Sala, O. E., F. S. Chapin, J. J. Armesto, E. Berlow, J. Bloomfield, R. Dirzo, E. Huber-Sanwald, L. F. Huenneke, R. B. Jackson, A. Kinzig, R. Leemans, D. M. Lodge, H. A. Mooney, M. Oesterheld, N. L. Poff, M. T. Sykes, B. H. Walker, M. Walker, and D. H. Wall. 2000. Biodiversity - Global biodiversity scenarios for the year 2100. *Science* 287:1770-1774.
- Sala, E. 2004. The past and present topology and structure of Mediterranean subtidal rocky-shore food webs. *Ecosystems* 7, 333–340.
- Sala E. and Boudouresque C. F., 1997. The role of fishes in the organization of a Mediterranean sublittoral community. In *Algal communities*. *Journal of Experimental Marine Biology and Ecology*, 212: 25-44.
- Sala, E. and Graham, M.H., 2002. Community-wide distribution of predator–prey interaction strength in kelp forests. *Proceedings of the National Academy of Sciences of USA* 99:3678–3683.
- Sala, E. and Zabala, M., 1996. Fish predation and the structure of the sea urchin *Paracentrotus lividus* populations in NW Mediterranean. *Marine Ecology Progress Series*, 140: 71–81.
- Sanderson, E.W., Jaiteh, M., Levy, M.A., Redford, K.H., Wannebo, A.V. and Woolmer, G. (2002). The human footprint and the last of the wild. *Bioscience*, 52, 891–904.
- Sandulli, R., Bianchi, C.N., Cocito, S., Morgigni, M., Sgorbini, S., Silvestri, C., Morri, C. and Peirano, A., 1994. Status of some *Posidonia oceanica* meadows on the Ligurian coast influenced by the Haven oil spill. In *Atti Del 10° Congresso AIOL (Associazione Italiana Oceanologia e Limnologia)*, G. Albertelli et al. (eds). Genova, Italy: AIOL, 277–286.
- Sangiorgi, F. and Donders, T.H. 2004. Reconstructing 150 years of eutrophication in the north-western Adriatic Sea (Italy) using dinoflagellate cysts, pollen and spores. *Estuarine Coastal and Shelf Science* 60, 69–79.

- Scheffer, M., and S. R. Carpenter. 2003. Catastrophic regime shifts in ecosystems: linking theory to observation. *Trends in Ecology and Evolution* 18:648-656.
- Scheffer, M. et al., 2001 Catastrophic shifts in ecosystems. *Nature* 413, 591–596
- Scheibling, R.E., 1986. Increased macroalgal abundance following mass mortalities of sea urchins (*Strongylocentrotus droebachiensis*) along the Atlantic coast of Nova Scotia. *Oecologia*, 68: 186–198.
- Scheibling, R.E. and Hamm, J., 1991. Interactions between sea urchins (*Strongylocentrotus droebachiensis*) and their predators in field and laboratory experiments. *Marine Biology*, 110: 105–116.
- Schiel, D.R., 2006. Rivets or bolts? When single species count in the function of temperate rocky reef communities. *Journal of Experimental Marine Biology and Ecology* 338, 233–252
- Schindler, D.W., 1990. Experimental perturbations of whole lakes as tests of hypotheses concerning ecosystem structure and function. *Oikos*, 57:25–41.
- Schroder, A., Persson, L. and De Roos, A. M. 2005 Direct experimental evidence for alternative stable states: a review. *Oikos* 110, 3–19.
- Seabloom, E.W., Harpole, W.S., Reichman, O.J., Tilman, D., 2003. Invasion, competitive dominance, and resource use by exotic and native California grassland species. *Proceedings of the National Academy of Sciences USA* 100: 13384–13389.
- Sebens, K.P. 1994. Biodiversity of coral reefs: what are we losing and why? *American Zoologist* 34, 115–133.
- Short, F.T. and Wyllie-Echeverria, S. 1996. Natural and human-induced disturbance of seagrasses. *Environmental Conservation* 23, 17–27.
- Shorta, F., Carruthersb, T., Dennisonb W., Waycottc, M., 2007 Global seagrass distribution and diversity: A bioregional model. *Journal of Experimental Marine Biology and Ecology*, 350 (1-2): 3-20.
- Silliman, B.R. and Zieman, J.C., 2001. Top-down control of *Spartina alterniflora* production by periwinkle grazing in a Virginia salt marsh. *Ecology*, 82:2830–2845.
- Smith V.H.; 2003. Eutrophication of freshwater and coastal marine ecosystems – A global problem. *Environmental Science and Pollution Research*, 10: 126–139.
- Smith, F., and J. D. Witman. 1999. Species diversity in subtidal landscapes: Maintenance by physical processes and larval recruitment. *Ecology* 80:51-69.
- Soltan, D., Verlaque, M., Boudouresque, C.F., Francourb F., 2001. Changes in Macroalgal Communities in the Vicinity of a Mediterranean Sewage Outfall After the Setting Up of a Treatment Plant. *Marine Pollution Bulletin*, 42: 59-70.
- Sousa, W., 1980. The responses of a community to disturbance: the importance of successional age and species life histories. *Oecologia*, 124: 270–279.
- Sousa, W.P., 1985. Disturbance and patch dynamics on rocky intertidal shores. In: Pickett STA, White P.S. Editors, 1985. *The ecology of natural disturbance and patch dynamics*. Academic press, London, 101–124.
- Sousa, W.P., 2001. Natural disturbance and the dynamics of marine benthic communities. In: Bertness, M.D., Hay, M.E., Gaines, S.D. (Eds.), *Marine Community Ecology*, 85-130.

- Sousa, W.P., Schroeter, S.C., Gaines, S.D., 1981. Latitudinal variation in intertidal algal community structure: the influence of grazing and vegetative propagation. *Oecologia*, 48: 297–307.
- Spalding, M.D., Green, E.P. and Rviliou, C. 2001. *World Atlas of Coral Reefs*. Berkeley, California: UNEPWCMC, University of California Press.
- Stachowicz, J.J., Terwin, J.R., Whitlatch, R.B., Osman, R.W., 2002. Linking climate change and biological invasions: ocean warming facilitates nonindigenous species invasions. *Proceedings of the National Academy of Sciences USA* 99: 15497–15500.
- Steffen W, Sanderson A, Tyson PD et al. (2004) *Global Change and the Earth System: A Planet Under Pressure*. Springer, New York.
- Steneck, R.S., 2001 Functional groups. In *Encyclopedia of Biodiversity* (Vol. 3) (Levin, S.A., ed.), pp. 121–139, Academic Press
- Steneck, R.S. and Carlton, J.T., 2001. In: Bertness, M.D., Hay, M.E., Gaines, S.D. (Eds.), *Marine Community Ecology*, 445–468.
- Steneck, R.S., Graham, M.H., Bourque, B.J., Corbett, D., Erlandson, J.M., Estes, J.A. and Tegner, M.J. 2002. Kelp forest ecosystems: biodiversity, stability, resilience and future. *Environmental Conservation* 29, 436–459.
- Steneck, R.S. et al. (2004) Accelerating trophic-level dysfunction in kelp forest ecosystems of the Western North Atlantic. *Ecosystems* 7, 323–332
- Sterner, R.W., 1986. Herbivores' direct and indirect effects on algal populations. *Science*, 231: 605–607.
- Stewart, H.L. and Carpenter, R.C., 2003. The effects of morphology and water flow on photosynthesis of marine macroalgae. *Ecology*, 84:2999–3012.
- Stokstad E., *Science* 310, 1264 (2005).
- Strathmann, R.R. et al. (2002) Evolution of local recruitment and its consequences for marine populations. *Bull. Mar. Sci.* 70, 377–396
- Suchanek, T.H., 1994. Temperate coastal marine communities: biodiversity and threats. *American Zoologist*, 34: 100–114.
- Sugden, H., Lenz, M., Molis, M., Whal, M., Thomason, J.C., 2008. The interaction between nutrient availability and disturbance frequency on the diversity of benthic marine communities on the north-east coast of England. *Journal of Animal Ecology*, 77: 24–31.
- Syvitski, J. P. M., Vorosmarty C. J., Kettner A. J., Green P., 2005. Impact of humans on the flux of terrestrial sediment to the global coastal ocean, *Science* 308:376.
- Taylor, R., Sotka, E., Hay, M., 2002. Tissue-specific induction of herbivore resistance: seaweed response to amphipod grazing. *Oecologia*, 132:68–76.
- Tegner, M.J., Dayton P.K., 2000. Ecosystem effects of fishing in kelp forest communities. *ICES Journal of Marine Science*, 57: 579–589.
- Terlizzi A., Frascchetti S., Gianguzza P., Faimali M., Boero F.; 2001. Environmental impact of antifouling technologies: state of the art and perspectives. *Aquatic Conservation: Marine and Freshwater Ecosystems*, 11: 311–317.

- Terlizzi A, Frascchetti S, Guidetti P, Boero F (2002) The effects of sewage discharge on shallow hard substrate sessile assemblage. *Mar Pollut Bull* 44:542–550
- Tewari, A. and Joshi, H.V., 1988. Effect of domestic sewage and industrial effluents on biomass and species diversity of seaweeds. *Botanica Marina*, 31: 389–397.
- Thibaut, T., Pinedo, S., Torras, X. and Ballesteros, E. 2005. Long-term decline of the populations of Fucales (*Cystoseira* spp. and *Sargassum* spp.) in the Alberes coast (France, north-western Mediterranean). *Marine Pollution Bulletin* 50: 1472–1489.
- Thompson, R.C., Crowe, T.P. and Hawkins, S.J. 2002. Rocky intertidal communities: past environmental changes, present status and predictions for the next 25 years. *Environmental Conservation* 29, 168–191.
- Thorson, G., 1966. Some factors influencing the recruitment and establishment of marine benthic communities. *Netherlands Journal of Sea Research* , 3: 267–293.
- Thrush, S. F. and Dayton., P. K., 2002. Disturbance to marine benthic habitats by trawling and dredging: implications for marine biodiversity. *Annual Review of Ecology and Systematics* 33:449–473.
- Thrush, S.F., Whitlatch, R.B., 2001. Recovery dynamics in benthic communities: balancing detail with simplification. In: Reise K (ed) *Ecological comparisons of sedimentary shores*. Springer-Verlag, Berlin, 297–316.
- Thrush, S. F., R. B. Whitlatch, R. D. Pridmore, J. E. Hewitt, V. J. Cummings, and M. Maskery. 1996. Scale-dependent recolonization: the role of sediment stability in a dynamic sandflat habitat. *Ecology* 77:2472–2487.
- Thrush, S. F., J. E. Hewitt, P. K. Dayton, G. Coco, A. M. Lohrer, A. Norkko, J. Norkko, and M. Chiantore. 2009. Forecasting the limits of resilience: integrating empirical research with theory. *Proceedings of the Royal Society B: Biological Sciences* 276:3209-3217.
- Thrush, S. F., J. E. Hewitt, C. W. Hickey, and S. Kelly. 2008. Multiple stressor effects identified from species abundance distributions: Interactions between urban contaminants and species habitat relationships. *Journal of Experimental Marine Biology and Ecology* 366:160-168.
- Tilman, D., 1977: Resource competition between planktonic algae: an experimental and theoretical approach. *Ecology*, 58: 338–348.
- Tilman, D., 1987. Secondary succession and the pattern of plant dominance along experimental nitrogen gradients. *Ecological Monographs*, 57:189–214.
- Tudela, S., 2004. *Ecosystem Effects of Fishing in the Mediterranean: An Analysis of the Major Threats of Fishing Gear and Practices to Biodiversity and Marine Habitats*. Studies and Reviews. General Fisheries Commission for the Mediterranean 74. Rome: FAO.
- Turner, S.J., Thrush, S.F., Hewitt, J.E., Cummings, V.J., Funnell, G., 1999. Fishing impacts and the degradation or loss of habitat structure. *Fisheries Management and Ecology*, 6:401–420.
- Tuya, F., Boyra, A., Sanchez-Jerez, P., Barbera, C., Haroun, R.J., 2004. Relationships between rocky-reef fish assemblages, the sea urchin *Diadema antillarum* and macroalgae throughout the Canarian Archipelago. *Marine Ecology Progress Series* 278:157–169.

- Underwood, A.J., Chapman, M.G., 1998. Spatial analyses of intertidal assemblages on sheltered rocky shores. *Australian Journal of Ecology* 23, 138–157.
- UNEP/FAO/WHO. 1996. Assessment of the State of Eutrophication in the Mediterranean Sea. MAP Technical Series 106. Athens: UNEP.
- Valentine, J.F. and Heck, K.L., 1991. The role of sea urchin grazing in regulating subtropical seagrass meadows: evidence from field manipulations in the Northern Gulf of Mexico. *Journal of Experimental Marine Biology and Ecology*, 154: 215–230.
- Valiela, I., Bowen, J.L. and York, J.K., 2001. Mangrove forests: one of the world's threatened major tropical environments. *BioScience* 51, 807–815.
- Valiela, I., McClelland, J., Hauxwell, J., Behr, P.J., Hersh, D., Foreman, K., 1997. Macroalgal blooms in shallow estuaries: controls and ecophysiological and ecosystem consequences. *Limnology and Oceanography*, 42: 1105–1118.
- Van Beusekom, J.E.E., 2005. A historic perspective on Wadden Sea eutrophication. *Helgoland Marine Research* 59, 45–54.
- Van Nes, E. H., and M. Scheffer. 2007. Slow recovery from perturbations as a generic indicator of a nearby catastrophic shift. *American Naturalist* 169:738–747.
- Venter, O., Brodeur, N.N., Nemiroff, L., Belland, B., Dolinsek, I.J. and Grant, J.W.A., 2006. Threats to endangered species in Canada. *Bioscience*, 56, 903–910.
- Verlaque, M. and Nedelec, H., 1983. Biologie de *Paracentrotus lividus* (Lamarck) sur substratum rocheux en Corse (Méditerranée, France): alimentation des adultes. *Vie et Milieu/Life and Environment*, 33: 191–202.
- Vinebrooke, R. D., K. L. Cottingham, J. Norberg, M. Scheffer, S. I. Dodson, S. C. Maberly, and U. Sommer. 2004. Impacts of multiple stressors on biodiversity and ecosystem functioning: the role of species co-tolerance. *OIKOS* 104:451-457.
- Vitousek PM, Mooney HA, Lubchenco J, Melillo JM (1997) Human domination of Earth's ecosystems. *Science* 277: 494–499
- Walker, B., C. S. Holling, S. R. Carpenter, and A. Kinzig. 2004. Resilience, adaptability and transformability in social–ecological systems. *Ecology and Society*, 9(2): 5
- Wallentinus, I., 1984. Comparisons of nutrient uptake rates for Baltic macroalgae with different thallus morphologies. *Marine Biology*, 80:215–225.
- Ware, D. M. and Thomson, R. E. 2005 Bottom-up ecosystem trophic dynamics determine fish production in the Northeast Pacific. *Science* 308, 1280–1284.
- Watson, D.C. and Norton, T.A., 1985. Dietary preferences of the common periwinkle, *Littorina littorea* (L.). *Journal of Experimental Marine Biology and Ecology*, 88:193–211.
- Weijerman, M., Lindeboom, H. and Zuur, A. F. 2005 Regime shifts in the ecosystems of the North Sea and Wadden Sea. *Mar. Ecol. Progr. Ser.* 298, 21–39.
- Wilkie, M.L. and Fortuna, S. 2003. Status and Trends in Mangrove Area Extent Worldwide. Forest Resources Assessment Working Paper 63. Rome: Forest Resources Division, FAO

- Wilkinson, C.R. (ed.) 2004. Status of Coral Reefs of the World: 2004. Volumes 1 and 2. Townsville, Australia: Australian Institute of Marine Science.
- Williams, S.L. and Ruckelshaus, M.H., 1993. Effects of nitrogen availability and herbivory on eelgrass (*Zostera marina*) and epiphytes. *Ecology*, 74: 904–918.
- Wilson, S.D. and Tilman, D., 2002. Quadratic variation in old-field species richness along gradients of disturbance and nitrogen. *Ecology*, 83:492–504.
- Wilson, S., Blake, C., Berges, J.A., Maggs, C.A., 2004. Environmental tolerances of free-living coralline algae (maerl): implications for European marine conservation. *Biological Conservation*, 120:283–293
- Witman, J.D., 1987. Subtidal coexistence: storm, grazing, mutualism, and the zonation of kelp and mussels. *Ecological Monographs*, 57: 167–187.
- Witman, J.D. and Dayton, P.K., 2001. Rocky subtidal communities. In: Bertness, M.D., Gaines, S.D., Hay, M.E. (Eds.), *Marine Community Ecology*, pp. 339–366.
- Wolff, W.J. 1997. Development of the conservation of Dutch coastal waters. *Aquatic Conservation: Marine and Freshwater Ecosystems* 7, 165–177.
- Worm, B., Barbier, E.B., Beaumont, N., Duffy, J.E., Folke, C., Halpern, B.S., Jackson, J.B.C., Lotze, H.K., Micheli, F., Palumbi, S.R., Sala, E., Selkoe, K.A., Stachowicz, J.J., Watson R, 2007. Biodiversity Loss in the Ocean: How Bad Is It? *Science*, 316: 1281-1284.
- Worm, B. and Chapman, A.R.O., 1998: Relative effects of elevated grazing pressure and competition by a red algal turf on two post-settlement stages of *Fucus evanescens* C. AG. *Journal of Experimental Marine Biology and Ecology*, 220: 247–268.
- Worm, B. and Lotze, H.K., 2006. Effects of eutrophication, grazing, and algal blooms on rocky shores. *Limnology and Oceanography*, 51: 569–579.
- Worm, B., Lotze, H.K., Boström, C., Engkvist, R., Labanauskas, V., Sommer, U., 1999: Marine diversity shift linked to interactions among grazers, nutrients and dormant propagules. *Marine Ecology Progress Series*, 185: 309–314.
- Worm, B., Lotze, H.K., Hillebrand, H., Sommer, U., 2002. Consumer versus resource control of species diversity and ecosystem functioning. *Nature*, 417: 848–851.
- Worm, B., Reusch, T.B.H., Lotze, H.K., 2000. In situ Nutrient Enrichment: Methods for Marine Benthic Ecology. *International Review of Hydrobiology*, 85: 359–375.
- Wright, D.H., Curie, D.J., Maurer, B.A., 1993. Energy supply and patterns of species richness on local and regional scales. In *Species diversity in ecological communities* (ed. R. Ricklefs and D. Schluter), University of Chicago Press pp. 66–74.
- Zabala, M. and Ballesteros, E., 1989. Surface-dependent strategies and energy flux in benthic marine communities or, why corals do not exist in the Mediterranean. *Scientia marina*, 53: 3–17.
- Zavaleta, E. S., Shaw, M. R., Chiariello, N. R., Mooney, H. A., Field, C. B., 2003. Additive effects of simulated climate changes, elevated CO₂, and nitrogen deposition on grassland diversity. *Proceedings of the National Academy of Sciences (USA)* 100:7650–7654.

Zeidberg, L.D. and Robison, B.H., 2007. Invasive range expansion by the Humboldt squid, *Dosidicus gigas*, in the eastern North Pacific. *Proceedings of the National Academy of Sciences USA*, 104:12946–12948.

Appendix

Appendix A : List of taxa identified

- Algae** Articulated Corallinaceae - AC
- Acetabularia acetabulum (L.) Silva**
 Amphiroa rigida J.V. Lamouroux
 Anadyomene stellata (Wulfen) C. Agardh
 Dark Filamentous Algae - DFA
 Dictyotales
 Dictyota dichotoma (Hudson) J.V. Lamouroux
 Dudresnaya verticillata (Withering) Le Jolis
 Encrusting Coralline Rodophytes - ECR
 Red filamentous Algae
 Green Filamentous Algae - GFA
 Halimeda tuna (Ellis & Solander) J.V. Lamouroux
 Jania rubens (L.) J.V. Lamouroux
 Laurencia complex
 Moucellagenous algae - MC
 Padina pavonica (L.) Thivy
 Peyssonnelia squamaria (S.G. Gmelin) Decaisne
 Soft Branched Algae - SBA
 Thin Tubular Sheet-like - TTS
 TURF forming algae
 Valonia macrophysa Kützing
 Wrangelia penicillata (C. Agardh) C. Agardh
- Polichaeta** Serpulidae
- Bryozoa** Erect Bryozoans - EC
 Thin Ramified Bryozoans - TRB
- Cnidaria** Actinidae
 Balanophyllia europaea (Risso)
 Caryophyllia smithi Stokes & Broderip
 Cladocora caespitosa (L.)
 Hydrozoa
- Mollusca** *Gastrochaena dubiae* (Pennant)
 Lithophaga lithophaga (L.)

- Vermetidae
- Porifera** *Aplysina aerophoba* (Schmidt)
Cliona caelata Grant
Cliona viridis (Schmidt)
- Clionidae
Chondrilla nucula (Schmidt)
Chondrosia reniformis Nardo
Crambe crambe (Schmidt)
Hemimycale columella (Bowerbank)
Ircinia faetida (Schmidt)
- Massive Dark Sponges - MDS
Phorbas tenacior (Topsent)
- Ascidiacea** *Ascidia mentula* Müller
- Didemnidae
Diplosoma listerianum (Milne-Edwards)

Appendix b List of functional group identified

Functional group	Description	Taxa
STCA	Sub Turf Calcified Algae: small algae (ca 5 cm), primary space holders forming limited vertical height turf on substrate, all characterized by a calcification of the thallus	AC <i>Amphiroa rigida</i> <i>Halimeda tuna</i>
STA	Sub Turf Algae: small algae (ca 5 cm), primary space holders forming limited vertical height turf on substrate, no calcification	<i>Acetabularia acetabulum</i> <i>Anadyomene stellata</i> SBA TTS <i>Valonia aegagrophila</i>
STEA	Sub Turf Ephemeral Algae: small algae (ca 5 cm), primary space holders forming limited vertical height turf on substrate, no calcification, often epiphytes and/or ephemeral	DF A GFA Red filamentous algae Stipocaulaceae TURF forming algae
TCA	Turf Calcified Algae: algae forming >5 cm turf on the substrate, characterized by a more or less calcified thallus	Padina pavonica

TnCA	Turf non Calcified Algae: algae forming >5 cm turf on the substrate, no calcification	Dictyotales <i>Laurencia</i> complex <i>Wranghelia</i> sp
ECA	Encrusting Calcified Algae: algae characterized by encrusting or prostrate thallus, mostly represented by corallines	ECR <i>Peyssonnelia</i> sp.
MA	Mucillagenous algae	Mucillagenous algae
BSFF	Boring Suspension/Filter Feeders: boring invertebrates, living within the rocky substrate, solitary (bivalves) or colonial (sponges), feeding on particulated or dissolved organic matter	<i>Cliona caelata</i> <i>Cliona viridis</i> Clionidae <i>Gastrochena dubiae</i> <i>Lithophaga lithophaga</i>
CP	Colonial Predators: predator invertebrates, colonial, all cnidarians, feeding on plankton or small vagile invertebrates	<i>Cladocora caespitosa</i> Idroidi
ESFF	Encrusting Suspension/Filter Feeders: invertebrates forming flat encrusting colonies	<i>Crambe crambe</i> Didemnidae <i>Diplosoma</i> sp EB <i>Hemimicale columella</i> <i>Ircinia faetida</i> <i>Phorbas tenacior</i> TRB
MSFF	Massive Suspension/Filter Feeders: invertebrates forming large and massive colonies, all large sponges	<i>Aplisina</i> sp <i>Chondrilla nucula</i> <i>Chondrosia reniformis</i> MDS
SSFF	Small Suspension/Filter Feeders: small invertebrates, colonial or unitary forms	Serpulidae
SSP	Small Solitary Predator: all actinians, small size	Attonia <i>Balanophyllia europea</i> <i>Caryophyllia smithi</i>
USFF	Unitary Suspension/Filter Feeders: solitary invertebrates, encrusting or massive forms, mostly ascidians	<i>Ascidia mentula</i> Vermetidae